


### Overview

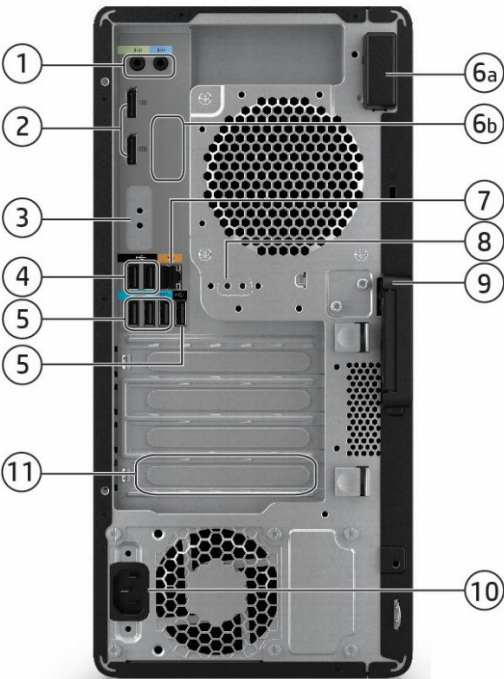
#### HP Z2 G9 Tower Workstation Desktop PC



front

- |  |   |
|--|---|
| 1. HDD Activity LED  | 6. (1) USB-C® 20Gbps port (optional, charge supports up to 5V/3A) |
| 2. Power button  | 7. SD card reader 4.0 (optional)                                  |
| 3. Universal audio jack (with CTIA & OMTP headset support)       | 8. Slim ODD bay   |
| 4. (2) USB-A 10Gbps ports (1 charge port supports up to 5V/2.1A) | 9. External 5.25" bay   |
| 5. (2) USB-A 10Gbps rate ports                                   |   |

Overview



rear

1. (1) Audio Line-in jack  
(1) Audio Line-out jack

2. (2) DisplayPort 1.4 ports

3. Flex I/O module: choose one from the following:  
(1) DisplayPort 1.4, (1) HDMI 2.0b, (1) VGA, (1) Dual USB-A 5Gbps port, (1) USB-C® 10Gbps port (Power Delivery 15W, Alt Mode DisplayPort), (1) 2<sup>nd</sup> 1 GbE LAN, (1) Thunderbolt 3 with USB-C® / USB4 40Gbps \* (cabled to PCIe AIC\*\*) (1) 1Gbps Fiber LC NIC

4. (2) Hi-Speed USB-A 480Mbps port

5. (2) USB-A 10Gbps ports  
(1) USB-A 5Gbps port  
(1) Hi-Speed USB-A 480Mbps port
6. (1) WLAN Antenna (optional)  
a. Internal  
b. External

7. (1) 1Gb LAN

8. 2nd serial port (optional)

9. Hood lock (optional)

10. Power connector

\*Maximum speed requires DisplayPort™ and PCIe aggregation.  
\*\*Thunderbolt support only in PCI-E slot4.  
Note: Onboard Display support DP1.4/HBR2. Flex I/O module Display support DP1.4/HBR3. Resolution all support up to 5120x3200 24bpp @60Hz.

Form Factor Tower

- Operating Systems
- Preinstalled:
  - Windows 11 Pro - HP recommends Windows 11 Pro<sup>2</sup>
  - Windows 11 Home - HP recommends Windows 11 Pro<sup>2</sup>
  - Linux®-ready<sup>5</sup>
  - Ubuntu®<sup>4,5</sup>

### Overview

- Intel 12<sup>th</sup> generation processors will support and preinstall Ubuntu 20.02 and 20.04.
- Intel 13<sup>th</sup> generation processors support and preinstall Ubuntu 22.04 LTS

Web-supported only:

- Windows 10 Enterprise 64<sup>2</sup>

Supported Version:

- HP tested Windows 10, versions 20H2, 21H1, 21H2 and 22H2 on this platform. For testing information on newer versions of Windows 10, please see: <https://support.hp.com/document/c05195282>.
- Red Hat® Enterprise Linux® Workstation 8<sup>6</sup>
- SUSE Linux® Enterprise Desktop 15<sup>6</sup>
- Ubuntu®<sup>4,5</sup>
  - Intel 12<sup>th</sup> generation processors will support and preinstall Ubuntu 20.02 and 20.04.
  - Intel 13<sup>th</sup> generation processors support and preinstall Ubuntu 22.04 LTS

<sup>2</sup> Not all features are available in all editions or versions of Windows. Systems may require upgraded and/or separately purchased hardware, drivers, software or BIOS update to take full advantage of Windows functionality. Windows is automatically updated and enabled. High speed internet and Microsoft account required. ISP fees may apply and additional requirements may apply over time for updates. See <http://www.windows.com>.

<sup>4</sup> Not all features are available in all editions or versions of Ubuntu. Systems may require upgraded and/or separately purchased hardware, drivers, software or BIOS to take full advantage of Ubuntu functionality. Ubuntu may be automatically updated. ISP fees may apply and additional requirements may apply over time for updates.

<sup>5</sup>A certified preloaded version of Ubuntu® 20.04 LTS is available from HP for this platform. Not all features are available in all editions or versions of Ubuntu. Systems may require upgraded and/or separately purchased hardware, drivers, software or BIOS to take full advantage of Ubuntu functionality. Ubuntu may be automatically updated. ISP fees may apply, and additional requirements may apply over time for upgrades.

<sup>6</sup>For detailed OS/hardware support information for Linux, see:

[http://www.hp.com/support/linux\\_hardware\\_matrix](http://www.hp.com/support/linux_hardware_matrix)

**NOTE:** Your product does not support Windows 8 or Windows 7. In accordance with Microsoft's support policy, HP does not support the Windows® 8 or Windows 7 operating system on products configured with Intel® and AMD® 7th generation and forward processors or provide any Windows® 8 or Windows 7 drivers on <http://www.support.hp.com>. A full list of HP products and the Windows 10 versions tested is available on the HP support website. <https://support.hp.com/us-en/document/c05195282>

### Processors Overview<sup>1,3,4,5</sup>

#### Intel 14<sup>th</sup> Generation Processors:

Intel® Core™ i5-14400 with Intel UHD Graphics (1.8 GHz E-core base frequency, 2.5 GHz P-core base frequency, up to 3.5 GHz E-core Max Turbo frequency, up to 4.7 GHz P-core Max Turbo frequency, 20 MB L3 cache, 6 P-cores and 4 E-cores, 16 threads)

Intel® Core™ i5-14500 with Intel UHD Graphics (1.9 GHz E-core base frequency, 2.6 GHz P-core base frequency, up to 3.7 GHz E-core Max Turbo frequency, up to 5.0 GHz P-core Max Turbo frequency, 24 MB L3 cache, 6 P-cores and 8 E-cores, 20 threads)

Intel® Core™ i5-14600 with Intel UHD Graphics (2.0 GHz E-core base frequency, 2.7 GHz P-core base frequency, up to 3.9 GHz E-core Max Turbo frequency, up to 5.2 GHz P-core Max Turbo frequency, 24 MB L3 cache, 6 P-cores and 8 E-cores, 20 threads)

### Overview

Intel® Core™ i5-14600K with Intel UHD Graphics (2.6 GHz E-core base frequency, 3.5 GHz P-core base frequency, up to 4.2 GHz E-Core Max Turbo frequency, up to 5.3 GHz P-core Max Turbo frequency, 24 MB L3 cache, 6 P-cores and 8 E-cores, 20 threads)

Intel® Core™ i7-14700 with Intel UHD Graphics (1.5 GHz E-core base frequency, 2.1 GHz P-core base frequency, up to 4.2 GHz E-core Max Turbo frequency, up to 5.3 GHz P-core Max Turbo frequency, 33 MB L3 cache, 8 P-cores and 12 E-cores, 28 threads)

Intel® Core™ i7-14700K (3.4GHz P-Core base frequency, 2.5GHz E-Core base frequency, up to 4.3GHz E-Core Max Turbo frequency, up to 5.5 GHz P-core Max Turbo frequency, 33MB L3 cache, 8 P-cores and 12 E-cores, 28 threads)

Intel® Core™ i9-14900 (2GHz P-Core base frequency, 1.5GHz E-Core base frequency, up to 4.3GHz E-Core Max Turbo frequency, up to 5.4 GHz P-core Max Turbo frequency, 36MB L3 cache, 8 P-cores and 16 E-cores, 32 threads)

Intel® Core™ i9-14900K (3.2GHz P-Core base frequency, 2.4GHz E-Core base frequency, up to 4.4GHz E-Core Max Turbo frequency, up to 5.6 GHz P-core Max Turbo frequency, 36MB L3 cache, 8 P-cores and 16 E-cores, 32 threads)

#### Intel 13<sup>th</sup> Generation Processors:

Intel® Core™ i5-13400 (1.8 GHz E-core base frequency, 2.5 GHz P-core base frequency, up to 3.3 GHz E-core Max Turbo frequency, up to 4.6 GHz P-core Max Turbo frequency, 20 MB L3 cache, 6 P-cores and 4 E-cores, 16 threads)

Intel® Core™ i5-13500 (1.8 GHz E-core base frequency, 2.5 GHz P-core base frequency, up to 3.5 GHz E-core Max Turbo frequency, up to 4.8 GHz P-core Max Turbo frequency, 24 MB L3 cache, 6 P-cores and 8 E-cores, 20 threads)

Intel® Core™ i5-13600 (2.0 GHz E-core base frequency, 2.7 GHz P-core base frequency, up to 3.7 GHz E-core Max Turbo frequency, up to 5.0 GHz P-core Max Turbo frequency, 24 MB L3 cache, 6 P-cores and 8 E-cores, 20 threads)

Intel® Core™ i5-13600K (2.6 GHz E-core base frequency, 3.5 GHz P-core base frequency, up to 3.9 GHz E-core Max Turbo frequency, up to 5.1 GHz P-core Max Turbo frequency, 24 MB L3 cache, 6 P-cores and 8 E-cores, 20 threads)

Intel® Core™ i7-13700 (1.5 GHz E-core base frequency, 2.1 GHz P-core base frequency, up to 4.1 GHz E-core Max Turbo frequency, up to 5.1 GHz P-core Max Turbo frequency, 30 MB L3 cache, 8 P-cores and 8 E-cores, 24 threads)

Intel® Core™ i7-13700K (2.5 GHz E-core base frequency, 3.4 GHz P-core base frequency, up to 4.2 GHz E-core Max Turbo frequency, up to 5.3 GHz P-core Max Turbo frequency, 30 MB L3 cache, 8 P-cores and 8 E-cores, 24 threads)

Intel® Core™ i9-13900 (1.5 GHz E-core base frequency, 2.0 GHz P-core base frequency, up to 4.2 GHz E-core Max Turbo frequency, up to 5.2 GHz P-core Max Turbo frequency, 36 MB L3 cache, 8 P-cores and 16 E-cores, 32 threads)

Intel® Core™ i9-13900K (2.2 GHz E-core base frequency, 3.0 GHz P-core base frequency, up to 4.3 GHz E-core Max Turbo frequency, up to 5.4 GHz P-core Max Turbo frequency, 36 MB L3 cache, 8 P-cores and 16 E-cores, 32 threads)

#### Intel 12<sup>th</sup> Generation Processors:

Intel® Core™ i9-12900 with Intel® UHD Graphics (1.8 GHz E-core base frequency, 2.4 GHz P-core base frequency, up to 3.8 GHz E-core Max Turbo frequency, up to 5.0 GHz P-core Max Turbo frequency, up to 5.1 GHz with Intel® Turbo Boost Technology, 30 MB L3 cache, 8 P-cores and 8 E-cores, 24 threads)

Intel® Core™ i7-12700 with Intel® UHD Graphics (1.6 GHz E-core base frequency, 2.1 GHz P-core base frequency, up to 3.6 GHz E-core Max Turbo frequency, up to 4.8 GHz P-core Max Turbo frequency, up to 4.9 GHz with Intel® Turbo Boost Technology, 25 MB L3 cache, 8 P-cores and 4 E-cores, 20 threads)

Intel® Core™ i5-12500 with Intel® UHD Graphics (3.0 GHz P-core base frequency, up to 4.6 GHz P-core Max Turbo frequency, 18 MB L3 cache, 6 P-cores, 12 threads)

Intel® Core™ i3-12100 with Intel® UHD Graphics (3.3 GHz P-core base frequency, up to 4.3 GHz P-core Max Turbo frequency, 12 MB L3 cache, 4 P-cores, 8 threads)

<sup>1</sup> Multicore is designed to improve performance of certain software products. Not all customers or software applications will necessarily benefit from use of this technology. Performance and clock frequency will vary depending on application workload and your hardware and software configurations. Intel's numbering, branding and/or naming is not a measurement of higher performance.

<sup>3</sup> Intel Turbo Boost performance varies depending on hardware, software and overall system configuration. See <http://www.intel.com/technology/turboboost> for more information.

### Overview

<sup>4</sup>Intel vPro® requires Windows 10 Pro 64 bit or higher, a vPro supported processor, vPro enabled chipset, vPro enabled wired LAN and/or Wi-Fi 6E WLAN and TPM 2.0. Some functionality requires additional 3rd party software in order to run. Features of vPro® Essentials and Enterprise vary. See <http://intel.com/vpro>

<sup>5</sup>Memory will run at 4400 speed (MT/s) in 2DPC within 1DIMM population; memory will run at 4000 speed (MT/s) in 2DPC within 2DIMM of 1 Rank population and memory will run at 3600 speed (MT/s) in 2DPC within 2DIMM of 2 Rank population

<b>Color</b>	Black
<b>Convertibility</b>	No
<b>Expansion Slots</b> (see system board section for more details)	Slot 1: PCIe Gen5 x16 Slot 2: PCIe Gen3 x1 - with x4 open end Connector Slot 3: PCIe Gen3 x4 - with x16 Connector Slot 4: PCIe Gen3 x4 with open end connector
<b>Expansion Bays</b> (see storage section for more details)	(2) Internal 3.5" bays (1) External 5.25" bay (1) Internal 2.5" bay (for SSD only) (1) Dedicated 9.5mm slim optical disk drive bay
<b>Front I/O</b>	(2) USB-A 10Gbps ports (1 charge port supports up to 5V/2.1A), (2) USB-A 10Gbps ports, (1) USB-C 20Gbps eport (charge supports up to 5V/3A, optional), (1) SD card reader (optional), (1) universal audio jack
<b>Internal I/O [5]</b>	(1) Hi-Speed USB 480Mbps header for SD card reader (1) serial port available with header (1) serial and PS/2 available with header
<b>Rear I/O</b>	(2) DisplayPort 1.4 ports, (1) Audio Line out, (1) Audio Line in, (1) 1GbE LAN, (3) Hi-Speed USB 480Mbps ports, (2) USB-A 10Gbps ports, (1) USB-A 5Gbps port, (1) serial (optional), (1) Flex I/O port (VGA, HDMI 2.0b, DisplayPort 1.4, USB-C® 10Gbps port (Power Delivery 15W, Alt Mode Display Port), (1) Dual USB-A 5Gbps port, (1) 2nd 1GbE LAN, (1) Thunderbolt 3 with USB4 USB-C® 40Gbps (cabled to PCIe AIC)*, (1) 1Gbps Fiber LC NIC
<b>Optional I/O</b>	Flex IO* – choose one of the following options: (1) DisplayPort™ 1.4 port, (1) HDMI 2.0b, (1) VGA, (1) 2nd 1GbE LAN, (1) 1Gbps Fiber LC NIC, (1) Dual USB-A 5Gbpsport ,(1) USB -C® 10Gbps port (15W USB Power Delivery, Alt Mode DisplayPort™), (1) Thunderbolt™ 3 with USB4 USB-C® 40Gbps port (cabled to PCIe® AIC**);

Front – (1) USB-C® 20Gbps port (charging), (1) SD card reader;

Front – choose one of the following options: (1) USB-C ® 20Gbps (charging), (1) SD 4.0 card reader  
Rear –(1) serial;

\*About Thunderbolt compatibility, please refer to the FAQ of Thunderbolt community.  
<https://www.thunderbolttechnology.net/tech/faq>

\*\*Flex IO port and PCIe slot 4 will be occupied when Thunderbolt is installed.

<b>Interfaces Supported</b>	SD card reader (optional)
<b>On-board RAID Support</b>	SATA and NVME RAID 0 Striped Array SATA RAID and NVME RAID 1 Mirror Array

### Overview

<b>Chassis Dimensions (H x W x D)</b>	H: 14" [356mm] W: 6.7" [169mm] D: 15.2" [385mm]
<b>Packaged Dimensions</b>	H: 20.39" (518mm) W: 11.61" (295mm) D: 19.29" (490mm)
<b>Rack Dimensions</b>	4U
<b>Weight</b>	Exact weights depend upon configuration (System weight only). Starting at 6.2kg (13.7lbs.)
<b>Temperature</b>	Operating: 5° to 35° C (40° to 95° F) Above 1524 m (5,000 feet) altitude, the maximum operating temperature is reduced by 1° C (1.8° F) for every 305 m (1,000 feet) increase in elevation Non-operating: -40° to 60° C (-40° to 140° F) Maximum rate of change: 10°C/hr
<b>Humidity</b>	Operating: 8% to 85% RH, non- condensing, 35° C maximum wet bulb Non-operating: 8% to 90% relative humidity, non-condensing, 35° C maximum wet bulb
<b>Maximum Altitude (non-pressurized)<sup>6</sup></b>	Operating (with Rotational Hard Drives): 3,048 m (10,000 feet) Operating (with only Solid-State Drives): 5,000 m (16,404 feet) Non-operating: 12,192 m (40,000 feet) Maximum operating temperature is reduced as altitude increases. See Temperature for details.
<b>Power Supply</b>	<p>700W wide-ranging, active Power Factor Correction, 92% Efficiency with two 6+2 graphics power connectors. 500W wide-ranging, active Power Factor Correction, 90% Efficiency. 450W wide-ranging, active Power Factor Correction, 90% Efficiency. 350W wide-ranging, active Power Factor Correction, 92% Efficiency.</p> <p>NOTE: The Power Supply Efficiency Report for the 700W 92% Efficiency, 500W 90% Efficiency, 450W 90% Efficiency and 350W 92% Efficiency Power Supply may be found at the following links:</p> <p>700W PSU: <a href="https://www.pluginloadsolutions.com/80PlusPowerSuppliesDetail.aspx?id=0&amp;type=2">https://www.pluginloadsolutions.com/80PlusPowerSuppliesDetail.aspx?id=0&amp;type=2</a></p> <p>500W PSU: <a href="#">LiteOn 500W PSU Efficiency Report</a> <a href="#">Delta 500W PSU Efficiency Report</a></p> <p>450W PSU: <a href="https://www.pluginloadsolutions.com/80PlusPowerSuppliesDetail.aspx?id=0&amp;type=2">https://www.pluginloadsolutions.com/80PlusPowerSuppliesDetail.aspx?id=0&amp;type=2</a></p> <p>350W PSU: <a href="#">AcBel 350W PSU (SFF) Efficiency Report</a> <a href="#">AcBel 350W PSU (Custom) Efficiency Report</a> <a href="#">Delta 350W PSU Efficiency Report</a></p>
<b>Backup Devices</b>	For a complete listing of compatible DAT tape drives, LTO tape drives and RDX Removable Disk Backup System offerings, please visit <a href="http://www.hp.com/go/connect">http://www.hp.com/go/connect</a>
<b>Chipset</b>	Intel® W680 chipset
<b>Memory</b>	4 DIMM slots supporting up to 192GB non-ECC or up to 128 GB ECC, DDR5 unbuffered DIMM memory. Max memory speed will run at 4400 MT/s based on system configuration. See Supported Components / Memory Section for details.



### Supported Components

#### SATA Hard Drives

	Factory Configured	Option Kit	Option Kit Part Number
1TB SATA 7200 rpm 6Gb/s 3.5" HDD (Enterprise Class)	Y	Y	W0R10AA
2TB SATA 7200 rpm 6Gb/s 3.5" HDD (Enterprise Class)	Y	Y	2Z274AA
4TB SATA 7200 rpm 6Gb/s 3.5" HDD (Enterprise Class)	Y	Y	K4T76AA
8TB SATA 7200 rpm 6Gb/s 3.5" HDD (Enterprise Class)	Y	Y	2Z273AA
12TB SATA 7200 rpm 6Gb/s 3.5" HDD (Enterprise Class)	Y	Y	5S461AA

**NOTE:** For internal bay install, HDD option kits require separate purchase of 6Z9U6AA HP Z2 Tower HDD Cable Kit. For external bay install, HDD options kits require separate purchase of 6Z9U6AA HP Z2 Tower HDD Cable Kit & NQ099AA HP Optical Bay HDD Mounting Bracket.

#### PCIe Solid State Drives

HP ZTurbo 512GB PCIe-Gen 4x4 TLC Z2 SSDKit	Y	Y	201G0AA/AT
HP ZTurbo 512GB PCIe-Gen 4x4 SED Z2 SSDKit	Y	Y	201F9AA
HP ZTurbo 1TB PCIe-Gen 4x4 TLC Z2 SSDKit	Y	Y	201F5AA/AT
HP ZTurbo 2TB PCIe-Gen 4x4 TLC Z2 SSDKit	Y	Y	201F8AA
Z Turbo 1TB 2280 PCIe-Gen4x4 Self Encrypted OPAL2 TLC M.2 Z2 SSD	Y	Y	223A3AA/AT
Z Turbo 2TB 2280 PCIe-Gen4x4 Self Encrypted OPAL2 TLC M.2 Z2 SSD	Y	Y	223A4AA/AT
256GB 2280 PCIe-4x4 NVMe Value M.2 Z2 SSD Module	Y	Y	4M9Z1AA
512GB 2280 PCIe-4x4 NVMe Value M.2 Z2 SSD Module	Y	Y	4M9Z2AA
1TB 2280 PCIe-4x4 NVMe Value M.2 Z2 SSD Module	Y	Y	4M9Z3AA
Z Turbo 4TB 2280 PCIe-4x4 TLC M.2 Z2 Kit SSD	Y	Y	5S492AA
Z Turbo 2TB PCIe-4x4 TLC SSD Module	Y	Y	38T75AA
Z Turbo 1TB 2280 PCIe-4x4 SED OPAL2 TLC M.2 SSD Module	Y	Y	38T76AA
Z Turbo 1TB PCIe-4x4 TLC SSD Module	Y	Y	38T77AA
Z Turbo 2TB 2280 PCIe-4x4 SED OPAL2 TLC M.2 SSD Module	Y	Y	38T79AA
Z Turbo 512GB PCIe-4x4 TLC SSD Module		N	
Z Turbo 512GB 2280 PCIe-4x4 SED OPAL2 TLC M.2 SSD Module		N	
Z Turbo 4TB 2280 PCIe-4x4 TLC M.2 SSD Module	Y	Y	5S496AA
Z Turbo 4TB 2280 PCIe-4x4 SED OPAL2 TLC M.2 SSD Module	Y	Y	5S497AA
Z Turbo 4TB 2280 PCIe-4x4 SED OPAL2 TLC M.2 Z2 Kit SSD	Y	Y	5S498AA

**NOTE:** For storage drives, GB = 1 billion bytes. TB = 1 trillion bytes. Actual formatted capacity is less. Up to 36GB of system disk (for Windows) is reserved for system recovery software.

**NOTE:** PCIe M.2 SSD Kit SKUs include a heatsink. PCIe M.2 SSD Module SKUs do not include a heatsink.

#### Graphics

##### Graphics Cable Adapters

	Factory Configured	Option Kit	Option Kit Part Number	Supported # of cards	Support Notes
HP DisplayPort To HDMI True 4k Adapter	Y	Y	2JA63AA		
HP Single miniDP-to-DP Adapter Cable	Y	Y	2MY05AA		
HP DisplayPort To DVI-D Adapter	Y	Y	FH973AA		

### Supported Components

Entry 3D	HP DisplayPort To DVI Adapter (Bulk 90)	Y	N			
	HP DisplayPort To VGA Adapter	Y	Y	AS615AA/AT		
	HP DisplayPort to VGA Adapter Bulk Qty.90)	Y	N			
	HP DisplayPort To VGA Adapter	Y	Y	F7W97AA		
	HP USB-C to DisplayPort Adapter	Y	Y	8Y8Y1AA		
	HP USB-C to HDMI Adapter	Y	Y	4SH07AA		
	HP USB-C to VGA Adapter	Y	Y	4SH06AA		
	NVIDIA® T400E 4 GB 4mDP Graphics	Y	Y	A4HP3AA	2	1
	AMD Radeon RX 6400 4 GB DH DP+HDMI Graphics	N	Y	6Q3U4AA/AT	1	1
	NVIDIA® T1000 4 GB Graphics	Y	N			
Mid-range 3D	NVIDIA® T1000 8 GB Graphics	Y	Y	5Z7D8AA/AT	2	1
	NVIDIA Long-Life T1000E 8 GB 4mDP Graphics	Y	Y	6V9V4AA/AT	2	1
	NVIDIA RTX A1000 8 GB 4mDP Graphics	Y	N		2	1
	NVIDIA RTX™ A2000 12GB Graphics*	Y	N			
	NVIDIA RTX 2000 Ada 16 GB 4mDP Graphics	Y	Y	8D6B8AA	2	
	NVIDIA RTX™ A4000 16GB*	Y	N		2	
	NVIDIA® RTX™ 4000 Ada 20 GB 4DP Graphics*	Y	Y	8D6B7AA	2	
	NVIDIA® RTX PRO 4000 Blackwell 24GB	Y	Y	B11F3AA	1	2
	NVIDIA® RTX™ A4500 20GB GDDR6 4DP Graphics	Y	Y		1	
	NVIDIA Long-Life RTX A2000E 12 GB 4mDP Graphics	Y	N		1	
	AMD Radeon Pro W7900 48 GB 3DP+1mDP Graphics	Y	Y	8F699AA	1	
	AMD Radeon Pro W7600 8 GB Graphics*	Y		8D6B9AA	1	
	AMD Radeon Pro W7500 8 GB Graphics	Y	Y	8D6C2AA	1	
	NVIDIA RTX 4500 Ada 24 GB 4DP Graphics	Y	Y	8D6C1AA	1	
	NVIDIA RTX 5000 Ada 32 GB 4DP Graphics	Y	Y	8D6B6AA	1	

**NOTE:** Other 3rd Party graphics cards available. Please inquire with your sales specialist or channel partner.

**NOTE:** Z2 G9 Tower with 700W PSU can support up to a 250W professional graphics card from HP, either factory-configured or added via after-market option, and can support up to 320W total graphics power when graphics is factory-configured.

**Note 1:** When dual graphics is configured the 450W and 500W base units will require the AMO HP Z2 TWR Dual Front Fan Kit part number 4N007AA; One storage device configuration for higher than 75W graphics cards (T1000 and up)

\* Requires 700W chassis.

**Note 2:** NVIDIA driver support for Ubuntu on the Blackwell series is currently unavailable.



### Supported Components

#### Memory

	Factory Configured	Option Kit	Option Kit Part Number	Support Notes
HP 8GB (1x8GB) DDR5-4800 nECC UDIMM	Y	Y	4M9X9AA	
HP 16GB (1x16GB) DDR5-4800 nECC UDIMM	Y	Y	4M9Y0AA	
HP 16GB (1x16GB) DDR5-4800 ECC UDIMM	Y	Y	4M9Y1AA	1
HP 32GB (1x32GB) DDR5-4800 nECC UDIMM	Y	Y	4M9Y2AA	
HP 32GB (1x32GB) DDR5-4800 ECC UDIMM	Y	Y	4M9Y3AA	1
HP 48GB (1x48GB) DDR5-5600 UDIMM NECC	Y	Y	8F070AA	

**NOTE 1:** ECC memory is supported

**GENERAL NOTE:** Two channels of DDR5 memory are supported. To realize full performance at least one DIMM must be inserted into each channel.

Though the memory modules can run up to 4800MHz, the current platform will support maximum memory speed of 4400MHz.

The system speed will be determined by a number of key factors:

Module Configuration	Description of configuration	Max Memory Speed (Actual Memory speed is dependent on CPU)
Single DIMM per channel	Configurations that contain only one or two DIMM modules with DIMMs only in the black slots	4400MHz
Two single ranked DIMMs in a channel	Configurations with 3 or 4 single ranked DIMMs (8GB and 16GB) installed in a system. Memory speed may also vary depending on vendor module mix.	4000MHz
Two dual ranked DIMMs in a channel	Configurations with 3 or 4 dual ranked DIMMs (32GB) installed in a system	3600MHz

**When more than one memory slot is populated, symmetric configurations are required for 2 DIMMs per channel. Mix of different part numbers or mix of single and dual ranks within a channel is not allowed.**

#### Optical and Removable Storage

	Factory Configured	Option Kit	Option Kit Part Number
HP CRU Secure High Performance Storage Module with 4TB M.2 SSD <sup>3</sup>	Y	N	-
HP DX175 Removable HDD Frame/Carrier <sup>1</sup>	N	Y	1ZX71AA
HP Z2 TWR SuperMulti DVD-Writer 9.5mm Slim ODD	Y	Y	4L5K0AA
HP Z2 TWR DVD-ROM 9.5mm Slim ODD	Y	Y	4L5K1AA
HP CRU QX328 5.25 in Front Removable M.2 Frame/Carrier <sup>2</sup>	Y	Y	4N011AA
HP CRU Secure High Performance Storage Module with 2TB M.2 SSD	Y	Y	56Q87AA
HP CRU Secure High Performance Storage Module with 1TB M.2 SSD	Y	Y	56Q88AA
HP CRU Secure High Performance Storage Module with 512GB M.2 SSD	Y	Y	56Q89AA

#### NOTES:

<sup>1</sup> Only supports 4TB or lower capacity HDDs.

### Supported Components

<sup>2</sup> 4N011AA HP CRU QX328 5.25in Front Removeable Frame/Carrier requires a separate purchase of HP CRU SHIPS Storage Module(s).

HP CRU Secure High Performance Storage (SHIPS) Module Kit contains select M.2 SSD for install into a factory configured or after market option front removeable storage carrier (HP CRU QX328 Frame/Carrier).

<sup>3</sup> Some double-sided M.2 SSDs may throttle during heavy use, resulting in lower read and write speeds. This behavior is by design in order to protect the SSD from over-heating.

Duplication of copyrighted material is strictly prohibited. Actual speeds may vary. Double Layer media compatibility will widely vary with some home DVD players and DVD-ROM drives. Note that DVD-RAM cannot read or write to 2.6GB Single Sided/5.2 Double Sided-Version 1.0 Media.

#### Networking and Communications

	Factory Configured	Option Kit	Option Kit Part Number
Integrated Intel® I219LM PCIe GbE Controller (Intel® vPro® with Intel® AMT 16.0)	Y	N	
HP 1GbE LAN Flex Port 2020	Y	Y	141J6AA/AT
HP Flex 1GbE Fiber LC Single Port	Y	Y	20J15AA
NVIDIA Mellanox ConnectX-6 DX Dual Port 10/25GbE SFP28 NIC <sup>1</sup>	Y	Y	436M8AA
HP 10GbE SFP+ SR/SW LC Fiber Optic Transceiver	Y	Y	860T8AA
HP 25GbE SFP28 LC Fiber Optic Transceiver	Y	Y	860T9AA
Intel® Ethernet I350-T4 4-Port 1Gb NIC*	N	Y	W8X25AA
Intel® X550-T2 dual-port 10GbE NIC	Y	Y	1QL46AA
Intel® Ethernet Network Adapter I225-T1	Y	Y	406L9AA
Intel® Wi-Fi 6E AX211 BT 5.3 wireless card M.2 non-vPro <sup>1,2,**,***</sup>	Y	N	
Allied Telesis AT-2911T/2-901 Dual Port 1GbE NIC	Y	Y	6E3Y9AA/AT
Intel® Wi-Fi 7 BE200 BT 5.4 wireless card M.2 non-vPro <sup>1,3,***,****</sup>	Y	N	
Intel® i225-T1 single-port 2.5 GbE NIC	Y		

<sup>1</sup> Intel AX211 or BE200 with Internal antenna support Wi-Fi 6

<sup>2</sup> Intel AX211 with external antenna support Wi-Fi 6E

<sup>3</sup> Intel BE200 with external antenna support Wi-Fi 6E/7

\*Intel I350-T4 4-port GbE NIC is an After Market Option only.

\*\*Wi-Fi 6E (802.11ax) requires a Wi-Fi 6E router, sold separately, to function in the 6GHz band. Availability of public wireless access points limited. Wi-Fi 6E is backwards compatible with prior 802.11 specs. And available in countries where Wi-Fi 6E is supported.

\*\*\*Intel AX211 and BE200 must be configured at time of purchase. Not available as an After Market Option.

\*\*\*\*Wi-Fi 7 (802.11BE) functionality requires Windows 11 24H2, select Intel® 14th processor, and a Wi-Fi 7 router, sold separately. Wi-Fi 7 is backwards compatible with prior 802.11 specs. Available in countries where Wi-Fi 7 is supported.

#### NOTES:

The integrated network connection is required to support Intel® vPro® Technology.

If AMT is provisioned, then network teaming with the integrated LAN port is not possible.

“Gigabit” Ethernet indicates compliance with IEEE standard 802.3ab for Gigabit Ethernet, and does not

### Supported Components

connote actual operating speed of 1 Gb/sec. For high-speed transmission, connection to a Gigabit Ethernet server and network infrastructure is required.

### Supported Components

#### Input Devices

	Factory Configured	Option Kit	Option Kit Part Number
HP USB 320K Keyboard	Y	N	
HP 320M Wired Mouse	Y	Y	9VA80AA
HP 975 USB+BT Dual Mode Wireless	N	Y	3Z726AA
HP 655 Wireless USB BLK KBD/MSE Kit	N	Y	N/A
HP 128 Laser Wired Mouse	Y	Y	265D9AA
HP 455 Programmable Wireless Keyboard	Y	Y	4R177AA
HP 455 Programmable Wireless Keyboard (Bulk Qty.12)	Y	Y	4R177A6
HP 655 Wireless Keyboard and Mouse Combo	Y	Y	4R009AA
HP 655 Wireless Keyboard and Mouse Combo (Blk Qty.10)	Y	Y	4R009A6

**Note:** Keyboard and Mouse are optional or add on features.

#### Flex Module (Rear IO)

	Factory Configured	Option Kit	Option Kit Part Number
HP 1GbE LAN Flex Port 2020	Y	Y	141J6AA/AT
HP DP Flex Port 2020	Y	Y	141J7AA/AT
HP Dual USB-A 3.2 Gen1 Flex Port 2020	Y	Y	141J8AA/AT
HP HDMI Flex Port	Y	Y	69D47AA/AT
HP USB-C 3.2 Gen2 Alt Flex Port 2020	Y	Y	141K6AA/AT
HP VGA Flex Port 2020	Y	N	
HP Flex 1GbE Fiber LC Single Port	Y	Y	20J15AA

#### Other Hardware

	Factory Configured	Option Kit	Option Kit Part Number
HP Single TBT3 wType C and USB4 PCIe x4 Card	Y	N	N/A
HP Z2 Internal Serial Port and PS/2 Port	Y	Y	141K9AA/AT
HP Z2 Power Cord Kit	Y	Y	1N1D5AA
C13-C14 2.0m 15A 100-127V Countries Straight Desktop Power Cord	Y	Y	8R881AA
C13-C14 2.0m 10A 200-240V Countries Straight Desktop Power Cord	Y	N	
HP Z2 2 <sup>nd</sup> serial port adapter	Y	Y	141K8AA/AT
HP Z2 Tower Dust Filter	Y	Y	141L2AA/AT
HP Z2 Tower Dust Filter and bezel	Y	N	
HP PCIe x1 Parallel Port Card	Y	Y	N1M40AA
HP Z2 G9 Single Type-C SuperSpeed USB 20Gbps Front Port	Y	Y	4M9X8AA/AT
HP Z2 TWR Dual Front Fan Kit	Y	Y	4N007AA
HP Optical Bay HDD Mounting Bracket	Y	Y	NQ099AA
HP Z2 Tower HDD Cable Kit	N	Y	6Z9U6AA
HP Integrated Remote System Controller	Y	Y	7K6D9AA
HP Remote System Controller Main Board Adapter	Y	Y	7K6D8AA
HP Remote System Controller	Y	Y	7K6D7AA
HP Remote System Controller for Universal KVM	N	Y	7K7N2AA

### Supported Components

#### Racking and Physical Security

	Factory Configured	Option Kit	Option Kit Part Number
HP Z2 Mini and Z2/Z4/Z6 TWR Depth Adjustable Fixed Rail Rack Kit	Y	Y	2A8Y5AA
HP Keyed Cable Lock	Y	Y	T1A62AA
HP Master Keyed Cable Lock 10mm	Y	Y	T1A63AA
HP Business PC Security Lock V3 Kit	Y	Y	3XJ17AA

#### Software

	Factory Configured	Option Kit	Support Notes
HP Performance Advisor	Y	N	1
HP PC Hardware Diagnostics UEFI		N	3
HP Wolf Security	Y	N	
HP Notifications	Y	N	
HP Desktop Support Utility	Y	N	
HP Documentation	Y	N	
HP Image Assistant	N	N	
HP Support Assistant	N	N	
myHP	Y	N	
Kingsoft WPS Office	Y	N	4
My Office	Y	N	5
Adobe Substance 3D Collection Plan	N	Y	6
WSL2/Ubuntu Data Science Stack	Y	N	7
Wolf Pro Security			8
HP Manageability Integration Kit			

#### Notes:

1. Supports, and preinstalled with Windows 10 only. Also available as a free download from <http://www.hp.com/go/performanceadvisor>
2. Windows OS only
3. Not available in Russia
4. Only available in China
5. Only available in Russia
6. Not available in China
7. Optional Software
8. HP Wolf Pro Security Edition is available preloaded on select SKUs, and, depending on the HP product purchased, includes a license with a term length communicated to you at purchase and in your order confirmation email. The HP Wolf Pro Security Edition software is licensed under the license terms of the HP Wolf Security Software - End-User license Agreement (EULA) that can be found at: [https://support.hp.com/us-en/document/ish\\_3875769-3873014-16](https://support.hp.com/us-en/document/ish_3875769-3873014-16) as that EULA is modified by the following: 7. Term. Unless otherwise terminated earlier pursuant to the terms contained in this EULA, the license for the HP Wolf Pro Security Edition is effective upon 4 months after the date the HP Product was shipped by HP and will continue for the term communicated to you at purchase and in your order confirmation email ("Initial Term"). At the end of the Initial Term you may either (a) purchase a renewal license for the HP Wolf Pro Security Edition from HP.com, HP Sales or an HP Channel Partner, or (b) continue using the standard versions of HP Sure Click and HP Sure Sense at no additional cost with no future software updates or HP

### Supported Components

Support. Notwithstanding the foregoing, the license shall expire no later than one year after the fixed term of the subject license ends.

- Operating Systems**
- Windows 11 Pro – HP recommends Windows 11 Pro<sup>2</sup>
  - Windows 11 Home – HP recommends Windows 11 Pro<sup>2</sup>
  - Linux<sup>®</sup>-ready<sup>5</sup>
  - Ubuntu<sup>®</sup><sup>4,5</sup>
    - Intel 12<sup>th</sup> generation processors will support and preinstall Ubuntu 20.02 and 20.04.
    - Intel 13<sup>th</sup> generation processors support and preinstall Ubuntu 22.04 LTS

<sup>2</sup> Not all features are available in all editions or versions of Windows. Systems may require upgraded and/or separately purchased hardware, drivers, software or BIOS update to take full advantage of Windows functionality. Windows is automatically updated and enabled. High speed internet and Microsoft account required. ISP fees may apply and additional requirements may apply over time for updates. See <http://www.windows.com>.

<sup>4</sup> Not all features are available in all editions or versions of Ubuntu. Systems may require upgraded and/or separately purchased hardware, drivers, software or BIOS to take full advantage of Ubuntu functionality. Ubuntu may be automatically updated. ISP fees may apply and additional requirements may apply over time for updates.

<sup>5</sup>For detailed Linux<sup>®</sup> OS/hardware support information, see: [http://www.hp.com/support/linux\\_hardware\\_matrix](http://www.hp.com/support/linux_hardware_matrix)

**NOTE:** Your product does not support Windows 8 or Windows 7. In accordance with Microsoft's support policy, HP does not support the Windows<sup>®</sup> 8 or Windows 7 operating system on products configured with Intel<sup>®</sup> and AMD<sup>®</sup> 7<sup>th</sup> generation and forward processors or provide any Windows<sup>®</sup> 8 or Windows 7 drivers on <http://www.support.hp.com>. A full list of HP products and the Windows 10 versions tested is available on the HP support website. <https://support.hp.com/us-en/document/c05195282>



### Supported Components

#### HP BIOS

##### Additional HP BIOS Features:

- Power-On password – Helps prevent an unauthorized user from powering on the system.
- Administrator password – Also known as the BIOS Setup password, this helps prevent unauthorized changes to the system configuration. If the administrator password is not known, the BIOS cannot be updated and changes cannot be made to BIOS settings using BIOS Setup or under the OS.
- S4/S5 Maximum Power Savings setting supports EU Lot6 requirement and allows the computer to power down below 0.5W in S4/S5 (when turned off). When S4/S5 Maximum Power Savings feature is enabled below features are turned off:
  - Power to expansion connectors / slots
  - Most Wake events other than power buttons and WOL(Wake on LAN supported by embedded Lan controller under S4/S5 Maximum Power Saving Enabled )
  - USB charging ports

##### HP Sure Start Gen7 Start

- BIOS Integrity checking – Sure Start protection ensures that only trusted BIOS code is executed and not rootkits, viruses and malware. Verification is done upon boot up, shutdown and while the system is on.
- Sure Start is set by default to automatically repair the BIOS if corrupted or compromised but is policy driven for better manageability. Start is set by default to automatically repair the BIOS if corrupted or compromised but is policy driven for better manageability.
- Protecting beyond BIOS – Integrity checking and repair is extended to other data that should be protected such as network configuration parameters, platform specific information (i.e. system IDs), secure boot credentials, and other code the system needs to boot.
- Audit enabled – System Audit via Sure Start Event Logs capture data such as incident, repair date and time for troubleshooting and investigating

**Note:** HP Sure Start Gen7 is available on HP Workstation products equipped with Intel® 12<sup>th</sup> generation processors.

#### HP Performance Control Modes

HP Z Desktop Workstations offers Performance Control Modes in the F10 BIOS menu. Z2 G9 offers Quiet Mode, Performance Mode and High-Performance Mode. HP recommends using High Performance Mode unless you have concerns about acoustics in an open office environment. Customers can get up to 41% performance improvements using High Performance Mode over Performance Mode\*. High Performance Mode is configured as default from the factory.

#### How to Set HP Performance Control Modes in HP F10 BIOS Menu

In the F10 BIOS Menu, the setting titled “Performance Control” is adjustable to High Performance Mode, Performance Mode or Quiet Mode. These modes are choice points for performance and acoustic trade-offs based on user needs or recommended balanced conditions in performance and noise optimization.

At startup, push the F10 key while system is booting to get to the BIOS Menu.

Go to → Advanced -> System Options ->scroll down and choose “Performance Control”

Set the Performance Mode you desire and then go back to Main->Save Changes and Exit -> Yes  
The machine will restart in the mode you've chosen.

#### How to change Performance Modes in HP Performance Advisor software?

Select BIOS Settings -> Advanced -> System Options -> Performance Controls

The machine will restart in the mode you've chosen.

### Supported Components

You can change these modes anytime you prefer to prioritize acoustics (Quiet Mode), want a balance between performance and acoustics (Performance Mode) or prefer to prioritize performance (High Performance Mode).

For more information on performance control modes, please see the white paper called, HP Performance Control Modes for Z Desktop Workstations.

[\\*Compared to Performance Mode. Performance improvement based on Z2 Tower G9 with 64GB of memory, 1TB NVMe, Windows 11 22H2 OS, RTX A4000, i7-14700 CPU using Blender OpenData CPU Render and Arnold 2023 CPU multi-core benchmarking.](#)

### SOFTWARE COMPONENTS AND APPLICATIONS WITH WINDOWS

#### Software

HP Support Assistant <sup>14</sup>  
HP Image Assistant  
HP Desktop Support Utility  
HP Documentation  
HP Notifications  
HP PC Hardware Diagnostics UEFI  
HP PC Hardware Diagnostics Windows  
HP Performance Advisor<sup>1</sup>  
myHP  
WSL/Ubuntu Data Science Stack  
HP Privacy Settings  
Touchpoint Customizer for Commercial

#### Manageability Features

HP Driver Packs<sup>2</sup>  
HP UWP Pack  
HP System Software Manager (SSM)  
HP Manageability Integration Kit Gen4<sup>3</sup>  
HP Client Catalog (download)  
HP Image Assistant (download)  
HP Cloud Recovery  
HP Client Management Script Library (download)  
HP BIOSphere Gen6 <sup>13</sup>  
HP BIOS Configuration Utility (download)

#### Client Security Software

HP Client Security Suite Gen7<sup>4</sup> including: (including Credential Manager, HP Password Manager<sup>6</sup>, HP Spare Key)  
HP Power On Authentication  
Microsoft Defender<sup>7</sup>

#### Security Management

HP Secure Erase <sup>16</sup>  
HP Wolf Pro Security Edition (optional) <sup>18</sup>  
HP Wolf Security for Business<sup>22</sup> Includes:  
HP Sure Click<sup>11</sup>  
HP Sure Sense<sup>12</sup>  
HP Sure Run Gen5<sup>9</sup>  
HP Sure Recover Gen4 <sup>10</sup>  
HP Sure Start Gen7<sup>8</sup>

### Supported Components

HP Tamper Lock  
HP Sure Admin<sup>17</sup>  
HP Client Security Manager Gen 7<sup>4</sup>  
Hood Sensor Optional Kit

<sup>1</sup> HP Performance Advisor Software – HP Performance Advisor is ready to help you get the most out of your HP Workstation from day one—and every day after. Learn more or download at: <http://hp.com/PerformanceAdvisor>

<sup>2</sup> HP Driver Packs not preinstalled, however available for download at <http://www.hp.com/go/clientmanagement>.

<sup>3</sup> HP Manageability Integration Kit can be downloaded from <http://www8.hp.com/us/en/ads/clientmanagement/overview.html>

<sup>4</sup> HP Client Security Manager Gen7 requires Windows and is available on the select HP PCs.

<sup>6</sup> HP Password Manager requires Internet Explorer or Chrome or FireFox. Some websites and applications may not be supported. User may need to enable or allow the add-on / extension in the internet browser.

<sup>7</sup> Microsoft Defender Opt in and internet connection required for updates.

<sup>8</sup> HP Sure Start Gen 7 is available on select HP PCs and workstations. See product specifications for availability.

<sup>9</sup> HP Sure Run Gen5 is available on select Windows 11 based HP Pro, Elite and Workstation PCs with select Intel® or AMD processors

<sup>10</sup> HP Sure Recover Gen4 is available on select HP PCs and requires Windows 10 and an open network connection. You must back up important files, data, photos, videos, etc. before using HP Sure Recover to avoid loss of data. Network based recovery using Wi-Fi is only available on PCs with Intel Wi-Fi Module

<sup>11</sup> HP Sure Click requires Windows 10 Pro or higher or Enterprise. See [https://bit.ly/2PrLT6A\\_SureClick](https://bit.ly/2PrLT6A_SureClick) for complete details.

<sup>12</sup> HP Sure Sense requires Windows 11 Pro or Enterprise and supports Microsoft Internet Explorer, Google Chrome™, and Chromium™. Supported attachments include Microsoft Office (Word, Excel, PowerPoint) and PDF files in read only mode, when Microsoft Office or Adobe Acrobat are installed.

<sup>13</sup> HP BIOSphere Gen6 features may vary depending on the platform and configurations.

<sup>14</sup> HP Support Assistant requires Windows and Internet access.

<sup>16</sup> Secure Erase – or the methods outlined in the National Institute of Standards and Technology Special Publication 800-88 “Clear” sanitization method. HP Secure Erase does not support platforms with Intel® Optane.

<sup>17</sup> HP Sure Admin requires Windows 11, HP BIOS, HP Manageability Integration Kit from <http://www.hp.com/go/clientmanagement> and HP Sure Admin Local Access Authenticator smartphone app from the Android or Apple store.

<sup>18</sup> HP Wolf Pro Security Edition is available preloaded on select SKUs, and, depending on the HP product purchased, includes a license with a term length communicated to you at purchase and in your order confirmation email. The HP Wolf Pro Security Edition software is licensed under the license terms of the HP Wolf Security Software - End-User license Agreement (EULA) that can be found at: [https://support.hp.com/us-en/document/ish\\_3875769-3873014-16](https://support.hp.com/us-en/document/ish_3875769-3873014-16) as that EULA is modified by the following: 7. Term. Unless otherwise terminated earlier pursuant to the terms contained in this EULA, the license for the HP Wolf Pro Security Edition is effective upon 4 months after the date the HP Product was shipped by HP and will continue for the term communicated to you at purchase and in your order confirmation email (“Initial Term”). At the end of the Initial Term you may either (a) purchase a renewal license for the HP Wolf Pro Security Edition from HP.com, HP Sales or an HP Channel Partner, or (b) continue using the standard versions of HP Sure Click and HP Sure Sense at no additional cost with no future software updates or HP Support. Notwithstanding the foregoing, the license shall expire no later than one year after the fixed term of the subject license ends.

<sup>22</sup> HP Wolf Security for Business requires Windows 10 or higher, includes various HP security features and is available on HP Pro, Elite, RPOS and Workstation products. See product details for included security features

System Technical Specifications

System Board

System Board Form Factor	Customized PCB 36.056 x 25.130 mm (14.197 x 9.894 inch)
Processor Socket	Single LGA-1700
CPU Bus Speed	DMI Gen4
Chipset	Intel® PCH W680
Super I/O Controller	Nuvoton SIO21
Memory Expansion Slots	4 DDR5 memory slots
Memory Type Supported	DDR5, UDIMM (Unbuffered), ECC& non-ECC
Memory Modes	Non-Interleaved for single channel. Interleaved when both channels are populated.
Memory Speed Supported	3600MT/s to 4400MT/s DDR5, dependent on memory configuration <sup>1</sup>

<sup>1</sup>Though the memory modules can run up to 4800MHz, the current platform will only be able to support the maximum memory speed of 4400MHz.

The system speed will be determined by a number of key factors:		
Module Configuration	Description of configuration	Max Memory Speed (Actual Memory speed is dependent on CPU)
Single DIMM per channel	Configurations that contain only one or two DIMM modules with DIMMs only in the black slots	4400MHz
Two single ranked DIMMs in a channel	Configurations with 3 or 4 single ranked DIMMs (8GB and 16GB) installed in a system	4000MHz
Two dual ranked DIMMs in a channel	Configurations with 3 or 4 dual ranked DIMMs (32GB) installed in a system	3600MHz

Memory Protection	ECC available on data
Maximum Memory	192GB
Memory Configuration (Supported)	8GB, 16GB, 32GB and 48GB non-ECC, 16GB and 32GB ECC unbuffered DIMMs are supported. ECC and non-ECC memory DIMMs cannot be mixed in the same system
PCI Express Connectors	(1) PCI Express Gen5 slot x16 mechanical/ x16 electrical (full height, full length) (1) PCI Express Gen3 slot x4 mechanical/ x1 electrical (full height, full length, open-ended) (1) PCI Express Gen3 slot x16 mechanical/ x4 electrical (full height, full length) (1) PCI Express Gen3 slot x4 mechanical/ x4 electrical (full height, full length, open-ended) (1) M.2 2280 Storage (PCIe Gen4 x4) (1) M.2 2280 Storage (PCIe Gen4 x4) (1) M.2 2280 Storage (PCIe Gen4 x4) (1) M.2 2230 WLAN (PCIe Gen3 x1 + Intel CNVi)

NOTE: The PCIe Gen5 x16 slot has validated and passed PCI-SIG electrical compliance test ONLY. HP does not guarantee and support any PCIe Gen5 cards available in the open market. May or may not see performance reduced when device MRRS (Maximum Read Request Size) is 512Bytes and above. To reach highest Gen5 PCIe performance, Use the top bin DRAM module (e.g. 4400) to minimize the impact.

Supported Interfaces	SATA	Integrated (4) Serial ATA interfaces (6Gb/s SATA). RAID 0 and 1 supported. Factory integrated RAID for Microsoft Windows only.
	Integrated Graphics	Intel® UHD Graphics 730 (on Core i5-12400/i3-12300/i3-12100) processors); Intel® UHD Graphics 770 (on 13 <sup>th</sup> and 14 <sup>th</sup> gen Core i5/i7/i9 processors);

### System Technical Specifications

		Based on Unified Memory Architecture (UMA) -- region of system memory is reserved and dedicated to the graphics display. Support for Microsoft DirectX 12, OpenGL 4.6 and OpenCL 3.0 on Intel® UHD Graphics 730/770; Based on Unified Memory Architecture (UMA) -- region of system memory is reserved and dedicated to the graphics display.
		2 DP 1.4 graphics ports integrated in motherboard; Supports up to three simultaneous displays across DisplayPort*/HDMI*/DVI outputs. Max. resolution supported on onboard DP 1.4/HBR2 ports: 4096x2304 @ 60Hz, 24bpp Max. resolution supported on FlexIO DP 1.4/HBR3 port: 5120x3200 @60Hz, 24bpp
	<b>Network Controller</b>	Integrated Ethernet PHY Connection I219LM. Management capabilities: WOL, PXE 2.1 and AMT 16
	<b>Serial</b>	1 internal header (requires optional Serial Port and PS/2 Combo Kit with PCIe bracket)
	<b>2<sup>nd</sup> Serial</b>	1 internal header (requires optional Serial Port Adapter Kit)
<b>USB Connector(s)</b>	<b>Front</b>	2 Type-A SuperSpeed USB 10Gbps signaling rate port (charge supports up to 5V/2.1A); 2 Type-A SuperSpeed USB 10Gbps signaling rate port; 1 Type-C® SuperSpeed USB 20Gbps signaling rate port (optional, charge supports up to 5V/3A)
	<b>Rear</b>	3 High-speed USB 480Mbps signaling rate port; 1 Type-A SuperSpeed USB 5Gbps signaling rate port; 2 Type-A SuperSpeed USB 10Gbps signaling rate port; Flex I/O option: 1 SuperSpeed USB Type-C® 10Gbps signaling rate (Power Delivery 15W, Alt Mode DisplayPort); 1 Dual SuperSpeed USB Type-A 5Gbps signaling rate
	<b>Internal</b>	1 High-speed USB 480Mbps signaling rate header for SD Card Reader
<b>HD Integrated Audio</b>	Realtek ALC3205-VA2-CG, 2.0W internal mono speaker	
<b>Flash ROM</b>	Yes	
<b>CPU Fan Header</b>	Yes	
<b>Memory Fan Header</b>	None	
<b>Chassis Fan Header</b>	1 Rear System Chassis Fan Header, 1 Graphic chassis Fan Header.	
<b>Front PCI Fan Header</b>	None	
<b>Front Control Panel/Speaker Header</b>	Yes	
<b>CMOS Battery Holder -- lithium</b>	Yes	
<b>Integrated Trusted Platform Module</b>	Integrated TPM 2.0 (Infineon SLB9672) Convertible to FIPS 140-2 Certified mode through firmware v15.21	
<b>Power Supply Headers</b>	Yes	
<b>Power Switch, Power LED &amp; Hard Drive LED Header</b>	Yes	
<b>Clear Password Jumper</b>	None	

## System Technical Specifications

**Keyboard/Mouse** USB or PS/2 (option)**Power Supply** 700W EPA92, 500W EPA90, 450W EPA90 and 350W EPA92<sup>1</sup>Maximum memory capacities assume 64-bit operating systems, such as Genuine Windows® 10 Professional 64 bit, Red Hat Linux 64-bit. 32-bit Windows Operating Systems support up to 4 GB.<sup>2</sup>M.2 storage supports compatible devices up to 80mm

## PROCESSORS

Name	Ghz P-Core Base Frequency	Ghz E-Core Base Frequency	Up to X-P-Core Max Turbo Freq	Up to x GHz E-Core Max Turbo Frequency	L3 Cache (MB)	P-Cores	E-Cores	Total Cores	Processor Threads	Memory Speed (MT/s) (DDR5) <sup>4</sup>	ECC Memory Supported <sup>5</sup>	Integrated Graphics	Featuring Intel® vPro® Technology <sup>3</sup>	TDP (W)	Max Turbo Frequency (GHz)
<b>Intel 14<sup>th</sup> Generation Processors</b>															
Intel® Core™ i9-14900K	3.2	2.40	5.6	4.4	36	8	16	24	32	5600	Y	Intel® UHD Graphics 770	Y	125	6
Intel® Core™ i9-14900	2	1.50	5.4	4.3	36	8	16	24	32	5600	Y	Intel® UHD Graphics 770	Y	65	5.8
Intel® Core™ i7-14700K	3.4	2.50	5.5	4.3	33	8	12	20	28	5600	Y	Intel® UHD Graphics 770	Y	125	5.6
Intel® Core™ i7-14700	2.1	1.50	5.3	4.2	33	8	12	20	28	5600	Y	Intel® UHD Graphics 770	Y	65	5.4
Intel® Core™ i5-14600K	3.5	2.60	5.3	4.2	24	6	8	14	20	5600	Y	Intel® UHD Graphics 770	Y	65	5.3
Intel® Core™ i5-14600	2.7	2.00	5.2	3.9	24	6	8	14	20	5600	Y	Intel® UHD Graphics 770	Y	65	5.2
Intel® Core™ i5-14500	2.6	1.80	5	3.7	24	6	8	14	20	4800	Y	Intel® UHD Graphics 770	Y	65	5.0
Intel® Core™ i5-14400	2.5	1.80	4.7	3.5	20	6	4	20	16	4800	N	Intel® UHD Graphics 730	N/A	65	4.7
<b>Intel 13<sup>th</sup> Generation Processors</b>															
Intel® Core™ i9-13900K	3	2.20	5.4	4.3	36	8	16	24	32	5600	Y	Intel® UHD Graphics 770	Y	125	5.8
Intel® Core™ i9-13900	2	1.50	5.2	4.2	36	8	16	24	32	5600	Y	Intel® UHD Graphics 770	Y	65	5.6
Intel® Core™ i7-13700K	3.4	2.50	5.3	4.2	30	8	8	16	24	5600	Y	Intel® UHD Graphics 770	Y	125	5.8
Intel® Core™ i7-13700	2.1	1.50	5.1	4.10	30	8	8	16	24	5600	Y	Intel® UHD Graphics 770	Y	65	5.2
Intel® Core™ i5-13600K	3.5	2.60	5.1	3.9	24	6	8	14	20	5600	Y	Intel® UHD Graphics 770	Y	65	5.1
Intel® Core™ i5-13600	2.7	2.00	5.0	3.7	24	6	8	14	20	4800	Y	Intel® UHD Graphics 770	Y	65	5.0
Intel® Core™ i5-13500	2.5	1.80	4.8	3.5	24	6	8	14	20	4800	Y	Intel® UHD Graphics 770	Y	65	4.8
Intel® Core™ i5-13400	2.5	1.80	4.6	3.3	20	6	4	10	16	4800	N	Intel® UHD Graphics 730	N/A	65	4.6
<b>Intel 12<sup>th</sup> Generation Processors</b>															
Intel® Core™ i9-12900	5	1.8	5.0	3.8	30	8	8	16	24	4800	Y	Intel® UHD Graphics 770	Y	65	5.1



### System Technical Specifications

Intel® Core™ i7-12700	2.1	1.6	4.8	3.6	25	8	4	12	20	4800	Y	Intel® UHD Graphics 770	Y	65	4.9
Intel® Core™ i5-12600	3.3	N/A	4.8	N/A	18	6	0	6	12	4800	Y	Intel® UHD Graphics 770	Y	65	4.8
Intel® Core™ i3-12100	3.3	N/A	4.3	N/A	12	4	0	4	8	4800	N	Intel® UHD Graphics 730	N/A	60	4.3

<sup>1</sup> Multicore is designed to improve performance of certain software products. Not all customers or software applications will necessarily benefit from use of this technology. Performance and clock frequency will vary depending on application workload and your hardware and software configurations. Intel's numbering, branding and/or naming is not a measurement of higher performance.

<sup>3</sup> Intel Turbo Boost performance varies depending on hardware, software and overall system configuration. See <http://www.intel.com/technology/turboboost> for more information.

<sup>4</sup> Intel vPro® requires Windows 10 Pro 64 bit or higher, a vPro supported processor, vPro enabled chipset, vPro enabled wired LAN and/or Wi-Fi 6E WLAN and TPM 2.0. Some functionality requires additional 3<sup>rd</sup> party software in order to run. Features of vPro® Essentials and Enterprise vary. See <http://intel.com/vpro>

<sup>5</sup> Memory will run at 4400 speed (MT/s) in 2DPC within 1DIMM population; memory will run at 4000 speed (MT/s) in 2DPC within 2DIMM of 1 Rank population and memory will run at 3600 speed (MT/s) in 2DPC within 2DIMM of 2 Rank population

### System Technical Specifications

#### System Configurations

<b>Example Configuration #1</b>	<b>Processor Info</b>	Core i5-12500,6C 3.0G 65W
	<b>Memory Info</b>	2 x 8G DDR5 4800 UDIMM NECC
	<b>Graphics Info</b>	NVIDIA T400 4GB
	<b>Disks/Optical/Floppy</b>	512GB SSD Z Turbo
	<b>PSU</b>	350W
	<b>Other</b>	NA

<b>Energy Consumption (Watts)</b>		115 VAC		230 VAC		100 VAC	
		LAN Enabled	LAN Disabled	LAN Enabled	LAN Disabled	LAN Enabled	LAN Disabled
	Windows long Idle (S0)	17.866		17.912		17.804	
	Windows short Idle (S0)	18.926		19.024		18.883	
	Windows Busy Typ (S0)	160.167		155.973		161.10	
	Windows Busy Max (S0)	192.557		187.067		193.063	
	Sleep (S3)	1.367	1.259	1.401	1.367	1.259	1.401
	Off (S5)	0.555	0.552	0.561	0.555	0.552	0.561
	Zero Power Mode (EuP)	0.171		0.173		0.168	

<b>Heat Dissipation (Btu/hr)</b>		115 VAC		230 VAC		100 VAC	
		LAN Enabled	LAN Disabled	LAN Enabled	LAN Disabled	LAN Enabled	LAN Disabled
	Windows Idle (S0)	60.959		61.116		60.747	
	Windows short Idle (S0)	64.576		64.91		64.429	
	Windows Busy Typ (S0)	546.489		532.181		549.707	
	Windows Busy Max (S0)	657.003		638.271		658.732	
	Sleep (S3)	4.664	4.296	4.78	4.664	4.296	4.78
	Off (S5)	1.894	1.883	1.914	1.894	1.883	1.914
	Zero Power Mode (EuP)	0.583		0.59		0.573	

<b>Example Configuration #2</b>	<b>Processor Info</b>	Core i7-12700,12C 2.1G 65W
	<b>Memory Info</b>	2 x 16G DDR5 4800 UDIMM NECC
	<b>Graphics Info</b>	NVIDIA T1000 8GB
	<b>Disks/Optical/Floppy</b>	512GB SSD Z Turbo
	<b>PSU</b>	450W
	<b>Other</b>	NA

<b>Energy Consumption (Watts)</b>		115 VAC		230 VAC		100 VAC	
		LAN Enabled	LAN Disabled	LAN Enabled	LAN Disabled	LAN Enabled	LAN Disabled
	Windows long Idle (S0)	20.169		20.335		20.087	
	Windows short Idle (S0)	21.222		21.547		21.195	
	Windows Busy Typ (S0)	119.48		117.953		120.406	
	Windows Busy Max (S0)	157.13		155.03		157.833	
	Sleep (S3)	1.575	1.461	1.582	1.575	1.461	1.582
	Off (S5)	0.944	0.941	0.952	0.944	0.941	0.952
	Zero Power Mode (EuP)	0.204		0.207		0.202	

### System Technical Specifications

Heat Dissipation (Btu/hr)		115 VAC		230 VAC		100 VAC	
		LAN Enabled	LAN Disabled	LAN Enabled	LAN Disabled	LAN Enabled	LAN Disabled
	Windows Idle (S0)	68.817		69.383		68.537	
	Windows short Idle (S0)	72.409		73.518		72.317	
	Windows Busy Typ (S0)	407.666		402.457		410.824	
	Windows Busy Max (S0)	536.128		528.962		538.527	
	Sleep (S3)	5.374	4.985	5.398	5.374	4.985	5.398
	Off (S5)	3.221	3.211	3.248	3.221	3.211	3.248
	Zero Power Mode (EuP)	0.696		0.706		0.689	
Example Configuration #3	Processor Info	Core i9-12900,16C 2.4G 65W					
	Memory Info	2 x 16G DDR5 4800 UDIMM ECC					
	Graphics Info	NVIDIA RTX A2000					
	Disks/Optical/Floppy	512GB SSD Z Turbo					
	PSU	450W					
	Other	NA					
Energy Consumption (Watts)		115 VAC		230 VAC		100 VAC	
		LAN Enabled	LAN Disabled	LAN Enabled	LAN Disabled	LAN Enabled	LAN Disabled
	Windows long Idle (S0)	22.555		23.324		22.484	
	Windows short Idle (S0)	23.414		24.656		23.397	
	Windows Busy Typ (S0)	159.883		156.853		161.463	
	Windows Busy Max (S0)	189.99		185.89		190.127	
	Sleep (S3)	1.585	1.492	1.694	1.585	1.492	1.694
	Off (S5)	0.952	0.95	1.083	0.952	0.95	1.083
	Zero Power Mode (EuP)	0.21		0.217		0.198	
Heat Dissipation (Btu/hr)		115 VAC		230 VAC		100 VAC	
		LAN Enabled	LAN Disabled	LAN Enabled	LAN Disabled	LAN Enabled	LAN Disabled
	Windows Idle (S0)	76.958		79.581		76.715	
	Windows short Idle (S0)	79.889		84.126		79.831	
	Windows Busy Typ (S0)	545.522		535.184		550.913	
	Windows Busy Max (S0)	648.246		634.257		648.712	
	Sleep (S3)	5.408	5.091	5.78	5.408	5.091	5.78
	Off (S5)	3.248	3.241	3.695	3.248	3.241	3.695
	Zero Power Mode (EuP)	0.717		0.74		0.676	
<b>NOTE:</b> The Power Supply Efficiency report may be found at the following links: <a href="https://www.plugloadsolutions.com/80PlusPowerSuppliesDetail.aspx?id=0&amp;type=2">https://www.plugloadsolutions.com/80PlusPowerSuppliesDetail.aspx?id=0&amp;type=2</a>							

System Technical Specifications

Operating Voltage Range	90-269 VAC
Rated Voltage Range	100-240 VAC
Rated Line Frequency	50-60 Hz
Operating Line Frequency Range	47-63 Hz
Rated Input Current	8.2A @ 100-240V
Heat Dissipation	Typical: 1598.101 btu/hr (402.984 kcal/hr) Maximum: 1619.608 btu/hr (408.407 kcal/hr)
ENERGY STAR® certified (Config Dependent)	Yes
CECP Compliant @ 220V	Yes
FEMP Standby Power Compliant	Yes, with Wake-on-LAN disabled: <1W in S4/S5 - -ower Off
Built-in Self Test (BIST) LED	Yes
Surge Tolerant Full Ranging Power Supply (withstands power surges up to 2000V)	Yes
Hood Lock Header	Yes
ErP Lot 6- Tier 1 Compliance @ 230V (<1W in S5 - -ower Off)	Yes
ErP Lot 6- Tier 2 Compliance @ 230V (<0.5W in S5 - -ower Off)	Yes

Declared Noise Emissions (Entry-level, Mid-level, and High-end configurations; tested on floor)			
System Configuration (Mid-level)	Processor Info	Intel® CPU Core i9-12900 16C LGA 2.40G 30 MB 65W ECC (Intel - -lder Lake-S)	
	Memory Info	4* 32GB 4800 SK hynix memory	
	Graphics Info	NVIDIA® RTX A5000	
	Disks/Optical	3*2TB Samsung M.2 SSD; 2*WD 2TB 7200RPM SATA HDD	
	Power Supply	Chicony 700W EPA92	
Declared Noise Emissions		Sound Power (LWAd, bels)	Deskside Sound Pressure (LpAm, decibels)
	Idle	3.59	18.5
	Hard drive Operating (Drive Random Seek)	3.82	20.1
	Hard drive Operating (Active mode)	3.97	23.6
System Configuration (High-end)	Processor Info	Intel® Core i9-12900K 16C 3.20G LGA 30 MB 125W ECC (Intel - -lder Lake-S)	
	Memory Info	4* 32GB 4800 SK hynix memory	
	Graphics Info	NVIDIA® RTX A5000	
	Disks/Optical	3*2TB Samsung M.2 SSD; 2*WD 2TB 7200RPM SATA HDD	
	Power Supply	Chicony 700W EPA92	

System Technical Specifications

Declared Noise Emissions		Sound Power (LWAd, bels)	Deskside Sound Pressure (LpAm, decibels)
	Idle	3.58	18.2
	Hard drive Operating (Drive Random Seek)	3.78	20
	Hard drive Operating (Active mode)	4.05	20.9

Environmental Requirements	Temperature	Operating: 5° to 35° C (40° to 95° F) Non-operating: -40° to 60° C (-40° to 140° F) Maximum rate of change: 10°C/hr
	Humidity	Operating: 8% to 85% RH, non- condensing, 35° C maximum wet bulb Non-operating: 8% to 90% relative humidity, non-condensing, 35° C maximum wet bulb
	Maximum Altitude	Operating (with Rotational Hard Drives): 3,048 m (10,000 feet) Operating (with only Solid-State Drives): 5,000 m (16,404 feet) Non-operating: 12,192 m (40,000 feet) Maximum operating temperature is reduced as altitude increases. See Cooling for details.
	Dynamic	Shock Operating: ½-sine: 40g, 2-3ms (~62 cm/sec) Non-operating: ½-sine: 160 cm/s, 2-3ms (~105g) square: 422 cm/s, 20g
	Cooling	Vibration Operating random: 0.5g (rms), 5-300 Hz, up to 0.0025g²/Hz Non-operating random: 2.0g (rms), 5-500 Hz, up to 0.0150 g²/Hz Above 1524 m (5,000 feet) altitude, the maximum operating temperature is reduced by 1° C (1.8° F) for every 305 m (1,000 feet) increase in elevation, up to 3048 m (10,000 feet)
	NOTE:	System enduring or operating beyond the environmental requirement range is not recommended and may compromise system reliability permanently.

### System Technical Specifications

#### Physical Security and Serviceability

<b>Access Panel</b>	Tool-less Includes support information
<b>Optical Drive</b>	Tool-less, except for Screw-In carrier
<b>Hard Drives</b>	Tool-less, except for 2.5" "bay
<b>Expansion Cards</b>	Tool-less
<b>Processor Socket</b>	Tool-less, except for the processor heatsink
<b>Blue User Touch Points</b>	Yes, on tool-less internal chassis mechanisms
<b>Color-coordinated Cables and Connectors</b>	Yes
<b>Memory</b>	Tool-less
<b>System Board</b>	Screw-In
<b>Padlock Support</b>	Yes (optional): Locks side cover and secures chassis from theft 0.22-in diameter padlock loop at rear of system
<b>Cable Lock Support</b>	Yes, Kensington Cable Lock (optional): Locks side cover and secures chassis from theft 3 mm x 7 mm slot at rear of system
<b>Universal Chassis Clamp Lock Support</b>	Yes (optional): Locks side cover and locks cables to chassis. Secures chassis from theft and allows multiple units to be chained together when used with optional cable Threaded feature at rear of system
<b>Solenoid Lock and Hood Sensor</b>	Yes (optional) The Solenoid Hood Lock eliminates the need for a physical key by making the chassis lockable through software and a password. You can also lock and unlock the chassis remotely over the network. The Sensor Kit detects when the access panel has been removed.
<b>Rear Port Control Cover</b>	No
<b>CPUs and Heatsinks</b>	A T-15 Torx or flat blade screwdriver is needed to remove the CPU heatsink before the CPU can be removed. CPU removal is tool-less
<b>Internal Speaker</b>	Yes
<b>Power Supply Fans</b>	70mm x 70mm x 25mm 4-wire PWM (non-serviceable)
<b>Access Panel Key Lock</b>	No
<b>Integrated Chassis Handles</b>	Rear Recessed Handle
<b>Power Supply</b>	Requires T15 Torx or flat blade screwdriver
<b>PCI Card Retention</b>	Yes, rear (all), middle (optional), front (full-length cards with extender)

#### Service, Support, and Warranty

On-site Warranty and Service<sup>1</sup>: Three-years, limited warranty and service offering delivers on-site, next business-day<sup>2</sup> service for parts and labor and includes free telephone support<sup>3</sup> 8am - 8pm. Global coverage<sup>2</sup> ensures that any product purchased in one country and transferred to another, non-restricted country will remain fully covered under the original warranty and service offering. 24/7 operation will not void the HP warranty. Storage devices are not covered under warranty for 24/7 operation except for Enterprise class HDDs.

**NOTE 1:** Terms and conditions may vary by country. Certain restrictions and exclusions apply.

**NOTE 2:** On-site service may be provided pursuant to a service contract between HP and an authorized HP third-party provider, and is not available in certain countries. Global service response times are based on commercially reasonable best effort and may vary by country.

**NOTE 3:** Technical telephone support applies only to HP-configured, HP and HP-qualified, third-party hardware and software. Toll-free calling and 24x7 support service may not be available in some countries.

HP Care Pack Services extend service contracts beyond the standard warranties. Service starts from date of hardware purchase. To choose the right level of service for your HP product, use the HP Care Pack Services Lookup Tool at:



### System Technical Specifications

<http://www.hp.com/go/lookuptool>. Service levels and response times for HP Care Packs may vary depending on your geographic location.

#### Certification and Compliance

Environmental Sustainability questions concerning:

- Ecolabels (EPEAT, TCO, etc.)
- ENERGY STAR, California Energy Commission (CEC)
- Compliance with Environmental legislation (EU ErP, China CECP, EU RoHS and other countries)
- Supply Chain Social Environmental Responsibility (SER) (conflict minerals; human rights, etc.)
- Product specific environmental features (material content, packaging content, recycled content, etc.)
- China Energy Label (CEL)
- 

Please contact [sustainability@hp.com](mailto:sustainability@hp.com)

For country specific Regulatory Compliance approval documents or Regulatory and Safety questions concerning:

- Declarations of Conformity (for self-service, go to [https://www.hp.com/uk-en/certifications/technical/regulations-certificates.html?jumpid=ex\\_r135\\_uk/en/any/corp/hpuk-mu\\_chev/certificates](https://www.hp.com/uk-en/certifications/technical/regulations-certificates.html?jumpid=ex_r135_uk/en/any/corp/hpuk-mu_chev/certificates))
- GS Certificates
- Product Safety Certificates (UL, CB, BIS, etc.)
- EMC Certificates, Declarations of Conformity, or Certificates of Conformity (CE, FCC, ICES, etc.)
- CCC Certificates
- Ergonomics
- 

Please contact [techregshelp@hp.com](mailto:techregshelp@hp.com)

### BIOS

<b>BIOS 64-bit Services</b>	BIOS supports 64-bit Operating systems only.
<b>PCI 3.0 Support</b>	Full BIOS support for PCI Express through industry standard interfaces.
<b>ATAPI</b>	ATAPI Removable Media Device BIOS Specification Version 1.0.
<b>BBS</b>	BIOS Boot Specification v1.01.(Not support)
<b>WMI Support</b>	WMI is Microsoft's implementation of Web-Based Enterprise Management (WBEM) for Windows. WMI is fully compliant with the Distributed Management Task Force (DMTF) Common Information Model (CIM) and WBEM specifications.
<b>BIOS Boot Spec 1.01+</b>	Provides more control over how and from what devices the workstation will boot.(Not Support)
<b>BIOS Power On</b>	Users can define a specific date and time for the system to power on.
<b>ROM Based Computer Setup Utility (F10)</b>	Review and customize system configuration settings controlled by the BIOS.
<b>System/Emergency ROM Flash Recovery with Video</b>	Recovers system BIOS in corrupted Flash ROM.
<b>Replicated Setup</b>	Saves BIOS settings to USB flash device in human readable file (HpSetup.txt). BiosConfigurationUtility.exe utility can then replicate these settings on machines being deployed without entering Computer Configuration Utility (F10 Setup).
<b>SMBIOS</b>	System Management BIOS 3.4, for system management information.
<b>Boot Control</b>	Disables the ability to boot from removable media on supported devices.
<b>Memory Change Alert</b>	Alerts management console if memory is removed or changed.
<b>Thermal Alert</b>	Monitors the temperature state within the chassis. Three modes: <ul style="list-style-type: none"> <li>• NORMAL - normal temperature ranges.</li> <li>• ALERTED - excessive temperatures are detected. Raises a flag so action can be taken to avoid</li> </ul>

### System Technical Specifications

	shutdown or provide for a smoother system shutdown.
	• SHUTDOWN - —xcessive temperatures are encountered. Automatically shuts down the computer without warning before hardware component damage occurs.
<b>Remote ROM Flash</b>	Provides secure, fail-safe ROM image management from a central network console.
<b>ACPI (Advanced Configuration and Power Management Interface)</b>	Allows the system to enter and resume from low power modes (sleep states). Enables an operating system to control system power consumption based on the dynamic workload. Makes it possible to place individual cards and peripherals in a low-power or powered-off state without affecting other elements of the system. Supports ACPI 6.0 for full compatibility with 64-bit operating systems.
<b>Ownership Tag</b>	A user-defined string stored in non-volatile memory that is displayed in the BIOS splash screen.
<b>Remote Wakeup/Remote Shutdown</b>	System administrators can power on, restart, and power off a client computer from a remote location.
<b>Instantly Available PC (Suspend to RAM - —CPI sleep state S3)</b>	Allows for very low power consumption with quick resume time.
<b>Remote System Installation via F12 (PXE 2.1) (Remote Boot from Server)</b>	Allows a new or existing system to boot over the network and download software, including the operating system.
<b>ROM revision levels</b>	Reports the system BIOS revision level in Computer Configuration Utility (F10 Setup). Version is available through an industry standard interface (SMBIOS and WMI) so that management SW applications can use and report this information.
<b>System board revision level</b>	Allows management SW to read revision level of the system board. Revision level is digitally encoded into the HW and cannot be modified.
<b>Start-up Diagnostics (Power-on Self-Test)</b>	Assesses system health at boot time with selectable levels of testing.
<b>Auto Setup when new hardware installed</b>	System automatically detects addition of new hardware.
<b>Keyboard-less Operation</b>	The system can be booted without a keyboard.
<b>Localized ROM Setup</b>	Common BIOS image supports System Configuration Utility (F10 Setup) menus in 15 languages with local keyboard mappings.
<b>Asset Tag</b>	The user or MIS to set a unique tag string in non-volatile memory.
<b>Per-slot Control</b>	Allows I/O slot parameters (option ROM enable/disable, bus latency) to be configured individually.
<b>Adaptive Cooling</b>	Control parameters are set according to detected hardware configuration for optimal acoustics.
<b>Pre-boot Diagnostics</b>	(Pre-video) critical errors are reported via beeps and blinks on the power LED.
<b>UEFI Specification</b>	
<b>Revision</b>	2.7B
<b>ACPI</b>	Advanced Configuration and Power Management Interface, Version 6.0
<b>ATA (IDE)</b>	AT Attachment 6 with Packet Interface (ATA/ATAPI-6), Revision 3b
<b>CD Boot</b>	"E" Torito" ootable CD-ROM Format Specification Version 1.0
<b>EDD</b>	Enhanced Disk Drive Specification Version 1.1 BIOS Enhanced Disk Drive Specification Version 3.0(Not support)
<b>EHCI</b>	Enhanced Host Controller Interface for Universal Serial Bus, Revision 1.0
<b>PCI</b>	PCI Local Bus Specification, Revision 2.3 PCI Power Management Specification, Revision 1.1 PCI Firmware Specification, Revision 3.0, Draft .7
<b>PCI Express</b>	PCI Express Base Specification, Revision 2.0 PCI Express Base Specification, Revision 3.0 PCI Express Base Specification, Revision 4.0 PCI Express Base Specification, Revision 5.0 Ready
<b>PMM</b>	POST Memory Manager Specification, Version 1.01

### System Technical Specifications

<b>SATA</b>	Serial ATA Specification, Revision 1.0a Serial ATA 3 Gb/s: Serial ATA Specification, Revision 2.5 Serial ATA 6 Gb/s: Serial ATA Specification, Revision 3.0
<b>SPD</b>	JEDEC JESD300-5
<b>TPM</b>	Trusted Computing Group TPM Specification Version 2.0 (Infineon SLB 9670). Common Criteria EAL4+ certified. FIPS 140-2 Certification TCG TPM Certified products list: <a href="http://www.trustedcomputinggroup.org/certification/tpm-certified-products/">http://www.trustedcomputinggroup.org/certification/tpm-certified-products/</a>
<b>UHCI</b>	Universal Host Controller Interface Design Guide, Revision 1.1
<b>USB</b>	Universal Serial Bus Revision 1.1 Specification Universal Serial Bus Revision 2.0 Specification Universal Serial Bus Revision 3.1 Specification Universal Serial Bus Revision 3.2 Specification
<b>SMBIOS</b>	System Management BIOS Reference Specification, Version 3.4  External BIOS simulator found at: <a href="http://csrsmi.itcs.hp.com/">http://csrsmi.itcs.hp.com/</a>

### Social and Environmental Responsibility

#### Eco-Label Certifications & Declarations

This product is low halogen except for configurations that include HP Z Turbo Quad Pro PCIe TLC SSD, CRU QX 428 & QX448 removable storage frames, ConnectX-6 DX Amphenol 10 & 25 Gb Transceivers, Broadcom 5720-2P NIC Card, power cords, cables, and peripherals. Service parts obtained after purchase may not be Low Halogen.

This product has received or is in the process of being certified to the following approvals and may be labeled with one or more of these marks:

- IT ECO declaration
- US ENERGY STAR®
- US Federal Energy Management Program (FEMP)
- EPEAT® Gold with Climate+ registered. See [www.epeat.net](http://www.epeat.net) for registration status and tier levels by country
- TCO Certified configurations available
- China Energy Conservation Program (CECP)
- China State Environmental Protection Administration (SEPA)
- Taiwan Green Mark
- Korea Eco-label
- Japan PC Green label\*
- Product Carbon Footprint (hp.com)
- Ocean-bound plastic in System FAN, CPU FAN and Speaker
- 50% post-consumer recycled plastic
- Low halogen PCAs
- Outside Box and corrugated cushions are 100% sustainably sourced and recyclable
- Molded Paper Pulp Cushion inside box is 100% sustainably sourced and recyclable
- 10% ITE-derived closed loop plastic
- Bulk packaging available
- Contains recycled metal
- 80 Plus® Gold power supplies available

#### Sustainable Impact Specifications

**System Configuration** The configuration used for the Energy Consumption and Declared Noise Emissions data for the Notebook model is based on a “Typically Configured Notebook”.

### System Technical Specifications

#### Energy Consumption (in accordance with US ENERGY STAR® test method)

	115VAC, 60Hz	230VAC, 50Hz	100VAC, 50Hz
Normal Operation (Sort idle)	34.16 W	34.01 W	34.39 W
Normal Operation (Long idle)	32.77 W	32.74 W	33.15 W
Sleep	2.57 W	2.54 W	2.57 W
Off	0.67 W	0.68 W	0.67 W

#### Note:

Energy efficiency data listed is for an ENERGY STAR® compliant product if offered within the model family. HP computers marked with the ENERGY STAR® Logo are compliant with the applicable U.S. Environmental Protection Agency (EPA) ENERGY STAR® specifications for computers. If a model family does not offer ENERGY STAR® compliant configurations, then energy efficiency data listed is for a typically configured PC featuring a hard disk drive, a high efficiency power supply, and a Microsoft Windows® operating system.

#### Heat Dissipation\*

	115VAC, 60Hz	230VAC, 50Hz	100VAC, 50Hz
Normal Operation (Short idle)	116.8 BTU/hr	116.3 BTU/hr	117.6 BTU/hr
Normal Operation (Long idle)	112.1 BTU/hr	112 BTU/hr	113.4 BTU/hr
Sleep	8.8 BTU/hr	8.7 BTU/hr	8.8 BTU/hr
Off	2.3 BTU/hr	2.3 BTU/hr	2.3 BTU/hr

\*NOTE: Heat dissipation is calculated based on the measured watts, assuming the service level is attained for one hour.

#### Longevity and Upgrading

This product can be upgraded, possibly extending its useful life by several years. Upgradeable features and/or components contained in the

Spare parts are available throughout the warranty period and or for up to “5” years after the end of production.

#### Additional Information

- This product is in compliance with the Restrictions of Hazardous Substances (RoHS) directive - 2011/65/EC.
- This HP product is designed to comply with the Waste Electrical and Electronic Equipment (WEEE) Directive – 2002/96/EC.
- This product is in compliance with California Proposition 65 (State of California; Safe Drinking Water and Toxic Enforcement Act of 1986).
- This product is in compliance with the IEEE 1680 (EPEAT) standard at the Gold level, see [www.epeat.net](http://www.epeat.net)
- Plastics parts weighing over 25 grams used in the product are marked per ISO11469 and ISO1043.
- This product is 94.8% recycle-able when properly disposed of at end of life.

#### Packaging Materials

<b>External:</b>	PAPER/Corrugated	1214 g
	PAPER/Molded Pulp	890 g
<b>Internal:</b>	PLASTIC/Polyethylene low density –	40 g
	DPE	

The plastic packaging material contains at least 0.0% recycled content.

The corrugated paper packaging materials contains at least 62.5% recycled content.

### System Technical Specifications

#### RoHS Compliance

HP Inc. complies fully with materials regulations. We were among the first companies to extend the restrictions in the European Union (EU) Restriction of Hazardous Substances (RoHS) Directive to our products worldwide through the HP GSE. HP has contributed to the development of related legislation in Europe, as well as China, India, and Vietnam.

We believe the RoHS directive and similar laws play an important role in promoting industry-wide elimination of substances of concern. We have supported the inclusion of additional substances—including PVC, BFRs, and certain phthalates—in future RoHS legislation that pertains to electrical and electronics products.

We met our voluntary objective to achieve worldwide compliance with the new EU RoHS requirements for virtually all relevant products by July 2013, and we will continue to extend the scope of the commitment to include further restricted substances as regulations continue to evolve.

To obtain a copy of the HP RoHS Compliance Statement, see [HP RoHS position statement](#).

#### Material Usage

This product does not contain any of the following substances in excess of regulatory limits (refer to the HP General Specification for the Environment at

[http://www.hp.com/hpinfo/globalcitizenship/environment/supplychain/gen\\_specifications.html](http://www.hp.com/hpinfo/globalcitizenship/environment/supplychain/gen_specifications.html)):

- Asbestos
- Certain Azo Colorants
- Certain Brominated Flame Retardants – may not be used as flame retardants in plastics
- Cadmium
- Chlorinated Hydrocarbons
- Chlorinated Paraffins
- Bis(2-Ethylhexyl) phthalate (DEHP)
- Benzyl butyl phthalate (BBP)
- Dibutyl phthalate (DBP)
- Diisobutyl phthalate (DIBP)
- Formaldehyde
- Halogenated Diphenyl Methanes
- Lead carbonates and sulfates
- Lead and Lead compounds
- Mercuric Oxide Batteries
- Nickel – finishes must not be used on the external surface designed to be frequently handled or carried by the user.
- Ozone Depleting Substances
- Polybrominated Biphenyls (PBBs)
- Polybrominated Biphenyl Ethers (PBBEs)
- Polybrominated Biphenyl Oxides (PBBOs)
- Polychlorinated Biphenyl (PCB)
- Polychlorinated Terphenyls (PCT)
- Polyvinyl Chloride (PVC) – except for wires and cables, and certain retail packaging has been voluntarily removed from most applications.
- Radioactive Substances
- Tributyl Tin (TBT), Triphenyl Tin (TPT), Tributyl Tin Oxide (TBTO)

### System Technical Specifications

#### Packaging Usage

HP follows these guidelines to decrease the environmental impact of product packaging:

- Eliminate the use of heavy metals such as lead, chromium, mercury and cadmium in packaging materials.
- Eliminate the use of ozone-depleting substances (ODS) in packaging materials.
- Design packaging materials for ease of disassembly.
- Maximize the use of post-consumer recycled content materials in packaging materials.
- Use readily recyclable packaging materials such as paper and corrugated materials.
- Reduce size and weight of packages to improve transportation fuel efficiency.
- Plastic packaging materials are marked according to ISO 11469 and DIN 6120 standards.

#### End-of-life Management and Recycling

HP offers end-of-life HP product return and recycling programs in many geographic areas. To recycle your product, please go to: <http://www.hp.com/go/reuse-recycle> or contact your nearest HP sales office. Products returned to HP will be recycled, recovered or disposed of in a responsible manner.

The EU WEEE directive (2002/95/EC) requires manufacturers to provide treatment information for each product type for use by treatment facilities. This information (product disassembly instructions) is posted on the Hewlett Packard web site at: <http://www.hp.com/go/recyclers>. These instructions may be used by recyclers and other WEEE treatment facilities as well as HP OEM customers who integrate and re-sell HP equipment.

#### HP, Inc. Corporate Environmental Information

For more information about HP's commitment to the environment:

Global Citizenship Report

<http://www.hp.com/hpinfo/globalcitizenship/gcreport/index.html>

Eco-label certifications

<http://www8.hp.com/us/en/hp-information/environment/ecolabels.html>

ISO 14001 certificates:

<http://h20195.www2.hp.com/V2/GetDocument.aspx?docname=c04755842>

and

<http://www.hp.com/hpinfo/globalcitizenship/environment/pdf/cert.pdf>

#### footnotes

- Percentage of ocean-bound plastic contained in each component varies by product
- Recycled plastic content percentage is based on the definition set in the IEEE 1680.1-2018 standard.
- External power supplies, WWAN modules, power cords, cables and peripherals excluded.
- 100% outer box packaging and corrugated cushions made from sustainably sourced certified and recycled fibers.
- Fiber cushions made from 100% recycled wood fiber and organic materials.



Technical Specifications - Hard Drives

SATA Hard Drives for HP Workstations

500GB SATA 7200 rpm  
6Gb/s 3.5" 7DD

Capacity

Protocol

Controller

Height

Width

Interface

Synchronous Transfer Rate (Maximum)

Buffer

Seek Time (typical reads, includes controller overhead, including settling)

Rotational Speed

Logical Blocks

Operating Temperature

500GB

SATA

AHCI

1 in; 2.54 cm

Media Diameter

Physical Size

Serial ATA (6.0Gb/s), NCQ enabled

Up to 600MB/s \*

32MB

Single Track

Average

Full Stroke

7,200 rpm

976,773,168

41° to 131° F (5° to 55° C)

3.5 in; 8.9 cm

4 in; 10.17 cm

2 ms \*

11 ms \*

21 ms \*

\*Actual performance may vary.

NOTE: For storage drives, GB = 1 billion bytes. TB = 1 trillion bytes. Actual formatted capacity is less. Up to 36GB of system disk (for Windows) is reserved for system recovery software.

1TB SATA 7200 rpm  
6Gb/s 3.5" 7DD

Capacity

Protocol

Controller

Height

Width

Interface

Synchronous Transfer Rate (Maximum)

Buffer

Seek Time (typical reads, includes controller overhead, including settling)

Rotational Speed

Logical Blocks

Operating Temperature

1TB

SATA

AHCI

1 in; 2.54 cm

Media Diameter

Physical Size

Serial ATA (6.0Gb/s), NCQ enabled

Up to 600 MB/s \*

64MB

Single Track

Average

Full Stroke

7,200 rpm

1,953,525,168

41° to 131° F (5° to 55° C)

3.5 in; 8.9 cm

4 in; 10.17 cm

2 ms \*

11 ms \*

21 ms \*

\*Actual performance may vary.

NOTE: For storage drives, GB = 1 billion bytes. TB = 1 trillion bytes. Actual formatted capacity is less. Up to 36GB of system disk (for Windows) is reserved for system recovery software.

2TB SATA 7200 rpm  
6Gb/s 3.5" 7DD

Capacity

Protocol

Controller

Annualized Failure Rate (based on Rated POH)

Height

Width

2TB

SATA

AHCI

<0.62%

1 in; 2.54 cm

Media Diameter

3.5 in; 8.9 cm

Technical Specifications - Hard Drives

		<b>Physical Size</b>	4 in; 10.17 cm
	<b>Interface</b>	Serial ATA (6.0 Gb/s), NCQ Enabled	
	<b>Synchronous Transfer Rate (Maximum)</b>	Up to 600MB/s *	
	<b>Buffer</b>	64MB	
	<b>Seek Time</b> (typical reads, includes controller overhead, including settling)	<b>Single Track</b>	2.0 ms *
		<b>Average</b>	11 ms *
		<b>Full Stroke</b>	21 ms *
	<b>Rotational Speed</b>	7,200 rpm	
	<b>Logical Blocks</b>	3,907,029,168	
	<b>Operating Temperature</b>	41° to 131° F (5° to 55° C)	
*Actual performance may vary.			
<b>NOTE:</b> For storage drives, GB = 1 billion bytes. TB = 1 trillion bytes. Actual formatted capacity is less. Up to 36GB of system disk (for Windows) is reserved for system recovery software.			
<b>1TB SATA 7200 rpm 6Gb/s 3.5" "DD (Enterprise Class)</b>	<b>Capacity</b>	1TB	
	<b>Height</b>	1 in; 2.54 cm	
	<b>Protocol</b>	SATA	
	<b>Controller</b>	AHCI	
	<b>Reliability</b>	2.0M hours	
	<b>Rated Power On Hours</b>	8760/yr	
	<b>Annualized Failure Rate (based on Rated POH)</b>	<0.62%	
	<b>Width</b>	<b>Media Diameter</b>	3.5 in; 8.9 cm
		<b>Physical Size</b>	4 in; 10.17 cm
	<b>Interface</b>	Serial ATA (6.0 Gb/s), NCQ Enabled	
	<b>Synchronous Transfer Rate (Maximum)</b>	Up to 600MB/s *	
	<b>Buffer</b>	128MB	
	<b>Seek Time</b> (typical reads, includes controller overhead, including settling)	<b>Single Track</b>	0.32ms*
		<b>Average</b>	7.45ms*
		<b>Full Stroke</b>	14.2ms*
	<b>Rotational Speed</b>	7,200 rpm	
	<b>Operating Temperature</b>	41° to 140° F (5° to 60° C)	
	<b>Performance</b>	<b>Sequential Read</b>	up to 226MB/s*
		<b>Sequential Write</b>	up to 226MB/s*
	<b>Enterprise Class Features</b>	High Reliability	
*Actual performance may vary.			
<b>NOTE:</b> For storage drives, GB = 1 billion bytes. TB = 1 trillion bytes. Actual formatted capacity is less. Up to 36GB of system disk (for Windows) is reserved for system recovery software.			
<b>2TB SATA 7200 rpm 6Gb/s 3.5" "DD (Enterprise Class)</b>	<b>Capacity</b>	2TB	
	<b>Protocol</b>	SATA	
	<b>Controller</b>	AHCI	
	<b>Reliability (MTBF)</b>	2.0M hours	
	<b>Rated Power On Hours</b>	8760/yr	

Technical Specifications - Hard Drives

<b>Annualized Failure Rate</b> (based on Rated POH)	<0.62%		
<b>Rated for 24/7/365 Operation</b>			
<b>Physical Size</b> (Height)	1 in; 2.54 cm		
<b>Physical Size</b> (Width)	4 in; 10.17 cm		
<b>Media Diameter</b>	3.5 in; 8.9 cm		
<b>Interface</b>	Serial ATA (6Gb/s), NCQ enabled		
<b>Synchronous Transfer Rate</b> (Maximum)	Up to 600MB/s*		
<b>Buffer</b>	128MB		
<b>Seek Time</b> (typical reads, includes controller overhead, including settling)	<b>Single Track</b>	0.7ms*	
	<b>Average</b>	8.5ms*	
	<b>Full Stroke</b>	15.7ms*	
<b>Rotational Speed</b>	7,200 rpm		
<b>Operating Temperature</b>	41° to 131° F (5° to 55° C)		
<b>Performance</b>	<b>Sequential Read</b>	up to 226MB/s*	
	<b>Sequential Write</b>	up to 226MB/s*	
<b>Enterprise Class Features</b>	High Reliability		

\*Actual performance may vary.  
**NOTE:** For storage drives, GB = 1 billion bytes. TB = 1 trillion bytes. Actual formatted capacity is less. Up to 36GB of system disk (for Windows) is reserved for system recovery software.

<b>4TB SATA 7200 rpm 6Gb/s 3.5" "DD (Enterprise Class)</b>	<b>Capacity</b>	4TB	
	<b>Protocol</b>	SATA	
	<b>Controller</b>	AHCI	
	<b>Reliability</b>	2.0M hours	
	<b>Rated Power On Hours</b>	8760/yr	
	<b>Annualized Failure Rate</b> (based on Rated POH)	<0.62%	
	<b>Rated for 24/7/365 Operation</b>		
	<b>Physical Size</b> (Height)	1 in; 2.54 cm	
	<b>Physical Size</b> (Width)	4 in; 10.17 cm	
	<b>Media Diameter</b>	3.5 in; 8.9 cm	
	<b>Physical Size</b>	4 in; 10.17 cm	
	<b>Interface</b>	Serial ATA (6Gb/s), NCQ enabled	
	<b>Synchronous Transfer Rate</b> (Maximum)	Up to 600MB/s*	
	<b>Buffer</b>	256MB	
	<b>Seek Time</b> (typical reads, includes controller overhead, including settling)	<b>Single Track</b>	0.7ms*
		<b>Average</b>	8.5ms*
		<b>Full Stroke</b>	15.7ms*
	<b>Rotational Speed</b>	7,200 rpm	
	<b>Operating Temperature</b>	41° to 131° F (5° to 55° C)	

Technical Specifications - Hard Drives

Performance	Sequential Read	up to 226MB/s*
	Sequential Write	up to 226MB/s*
Enterprise Class Features	High Reliability	

\*Actual performance may vary.  
**NOTE:** For storage drives, GB = 1 billion bytes. TB = 1 trillion bytes. Actual formatted capacity is less. Up to 36GB of system disk (for Windows) is reserved for system recovery software.

8TB SATA 7200 rpm 6Gb/s Capacity 3.5" "DD (Enterprise Class)	Capacity	8TB	
	Protocol	SATA	
	Controller	AHCI	
	Reliability	2.0M hours	
	Width	Media Diameter	3.5 in; 8.9 cm
		Physical Size	4 in; 10.17 cm
	Interface	Serial ATA (6Gb/s), NCQ enabled	
	Synchronous Transfer Rate (Maximum)	Up to 600MB/s*	
	Buffer	256MB	
	Seek Time (typical reads, includes controller overhead, including settling)	Single Track	0.7ms*
		Average	8.5ms*
		Full Stroke	15.7ms*
	Rotational Speed	7,200 rpm	
	Operating Temperature	41° to 140° F (5° to 60° C)	
	Performance	Sequential Read	up to 226MB/s*
		Sequential Write	up to 226MB/s*
	Enterprise Class Features	High Reliability	

\*Actual performance may vary.  
**NOTE:** For storage drives, GB = 1 billion bytes. TB = 1 trillion bytes. Actual formatted capacity is less. Up to 36GB of system disk (for Windows) is reserved for system recovery software.

500GB SATA 7.2K SED 2.5" "DD	Capacity	500GB	
	Protocol	SATA	
	Height	0.275 in; 0.7 cm	
	Width	Media Diameter	2.5 in; 6.36 cm
		Physical Size	2.75 in; 6.99 cm
	Interface	Serial ATA (6.0Gb/s), NCQ enabled	
	Synchronous Transfer Rate (Maximum)	Up to 600MB/s*	
	Buffer	64MB	
	Seek Time (typical reads, includes controller overhead, including settling)	Single Track	1ms*
		Average	4.2ms*
		Full Stroke	25ms (Typical)*
	Rotational Speed	7,200 rpm	
	Operating Temperature	32° to 131° F (0° to 60° C)	
	Self-Encrypting Drive Support	Yes	

### Technical Specifications - Hard Drives

\*Actual performance may vary.

**NOTE:** For storage drives, GB = 1 billion bytes. TB = 1 trillion bytes. Actual formatted capacity is less. Up to 36GB of system disk (for Windows) is reserved for system recovery software.

<b>HP Z Turbo Drv PCIe-4X4 512GB TLC PCIe SSD (Z2G9)</b>	<b>Capacity</b>	512GB
	<b>Protocol</b>	PCIe
	<b>Form Factor</b>	M.2 in native Slot on motherboard
	<b>Controller</b>	NVMe
	<b>NAND Type</b>	3D TLC
	<b>Endurance</b>	150TBW (TB Written)
	<b>Reliability (MTBF)</b>	1.5M hours
	<b>Interface</b>	PCI Express 4.0 x4 electrical
	<b>Operating Temperature</b>	32° to 178° F (0° to 81° C)
	<b>Performance</b>	<b>Sequential Read</b> 6400MB/s*
		<b>Sequential Write</b> 3400MB/s*
		<b>Random Read</b> 600K IOPS*
		<b>Random Write</b> 600K IOPS*

\*Actual performance may vary.

**NOTE:** For storage drives, GB = 1 billion bytes. TB = 1 trillion bytes. Actual formatted capacity is less. Up to 36GB of system disk (for Windows) is reserved for system recovery software.

<b>HP Z Turbo Drv PCIe-4X4 1TB TLC PCIe SSD (Z2G9)</b>	<b>Capacity</b>	1TB
	<b>Protocol</b>	PCIe
	<b>Form Factor</b>	M.2 in native Slot on motherboard
	<b>Controller</b>	NVMe
	<b>NAND Type</b>	3D TLC
	<b>Endurance</b>	300TBW (TB Written)
	<b>Reliability</b>	1.5M Hours
	<b>Interface</b>	PCI Express 4.0 x4 electrical
	<b>Operating Temperature</b>	32° to 178° F (0° to 81° C)
	<b>Performance</b>	<b>Sequential Read</b> 6500MB/s*
		<b>Sequential Write</b> 5000MB/s*
		<b>Random Read</b> 800K IOPS*
		<b>Random Write</b> 800K IOPS*

\*Actual performance may vary.

**NOTE:** For storage drives, GB = 1 billion bytes. TB = 1 trillion bytes. Actual formatted capacity is less. Up to 36GB of system disk (for Windows) is reserved for system recovery software.

<b>HP Z Turbo Drv PCIe-4X4 2TB TLC PCIe SSD (Z2G9)</b>	<b>Capacity</b>	2TB
	<b>Protocol</b>	PCIe
	<b>Form Factor</b>	M.2 in native Slot on motherboard
	<b>Controller</b>	NVMe
	<b>NAND Type</b>	3D TLC
	<b>Endurance</b>	500TBW (TB Written)
	<b>Reliability</b>	1.5M Hours
	<b>Interface</b>	PCI Express 4.0 x4 electrical

### Technical Specifications - Hard Drives

<b>Operating Temperature</b>	32° to 178° F (0° to 81° C)
<b>Performance</b>	<b>Sequential Read</b> 6500MB/s* <b>Sequential Write</b> 5000MB/s* <b>Random Read</b> 800K IOPS* <b>Random Write</b> 800K IOPS*

\*Actual performance may vary.

**NOTE:** For storage drives, GB = 1 billion bytes. TB = 1 trillion bytes. Actual formatted capacity is less. Up to 36GB of system disk (for Windows) is reserved for system recovery software.

<b>HP Z Turbo Drv PCIe-4X4 4TB TLC PCIe SSD</b>	<b>Capacity</b>	4TB
	<b>Protocol</b>	PCIe
	<b>Form Factor</b>	M.2 in native Slot on motherboard
	<b>Controller</b>	NVMe
	<b>NAND Type</b>	3D TLC
	<b>Endurance</b>	600TBW (TB Written)
	<b>Reliability (MTBF)</b>	1.5M Hours
	<b>Interface</b>	PCI Express 4.0 x4 electrical
	<b>Operating Temperature</b>	32° to 178° F (0° to 81° C)
	<b>Performance</b>	<b>Sequential Read</b> 6500MB/s* <b>Sequential Write</b> 5000MB/s* <b>Random Read</b> 700K IOPS* <b>Random Write</b> 700K IOPS*

\*Actual performance may vary.

**NOTE:** For storage drives, GB = 1 billion bytes. TB = 1 trillion bytes. Actual formatted capacity is less. Up to 36GB of system disk (for Windows) is reserved for system recovery software.

<b>HP Z Turbo Drv PCIe Gen4x4 4TB TLC PCIe SED OPAL2</b>	<b>Capacity</b>	4TB
	<b>Protocol</b>	PCIe
	<b>Form Factor</b>	M.2 in native Slot on motherboard
	<b>Controller</b>	NVMe
	<b>NAND Type</b>	3D TLC
	<b>Endurance</b>	600TBW (TB Written)
	<b>Interface</b>	PCI Express 4.0 x4 electrical
	<b>Operating Temperature</b>	32° to 178° F (0° to 81° C)
	<b>Performance</b>	<b>Sequential Read</b> 6500MB/s* <b>Sequential Write</b> 5000MB/s* <b>Random Read</b> 700K IOPS* <b>Random Write</b> 700K IOPS*
	<b>Self-Encrypting Drive Support</b>	OPAL2

\*Actual performance may vary.

**NOTE:** For storage drives, GB = 1 billion bytes. TB = 1 trillion bytes. Actual formatted capacity is less. Up to 36GB of system disk (for Windows) is reserved for system recovery software.

<b>HP Z Turbo Drv 512GB</b>	<b>Capacity</b>	512GB
	<b>Protocol</b>	PCIe

### Technical Specifications - Hard Drives

#### TLC PCIe SED OPAL2 (Z2G9)

<b>Form Factor</b>	M.2 in native Slot on motherboard	
<b>Controller</b>	NVMe	
<b>NAND Type</b>	3D TLC	
<b>Endurance</b>	150TBW (TB Written)	
<b>Reliability</b>	1.5M Hours	
<b>Interface</b>	PCI Express 4.0 x4 electrical	
<b>Operating Temperature</b>	32° to 178° F (0° to 81° C)	
<b>Performance</b>	<b>Sequential Read</b>	6400MB/s*
	<b>Sequential Write</b>	3400MB/s*
	<b>Random Read</b>	600K IOPS*
	<b>Random Write</b>	600K IOPS*
<b>Self-Encrypting Drive Support</b>	OPAL2	

\*Actual performance may vary.

**NOTE:** For storage drives, GB = 1 billion bytes. TB = 1 trillion bytes. Actual formatted capacity is less. Up to 36GB of system disk (for Windows) is reserved for system recovery software.

#### HP Z Turbo Drv 1TB TLC PCIe SED OPAL2 (Z2G9)

<b>Capacity</b>	1TB	
<b>Protocol</b>	PCIe	
<b>Form Factor</b>	M.2 in native Slot on motherboard	
<b>Controller</b>	NVMe	
<b>NAND Type</b>	3D TLC	
<b>Endurance</b>	300TBW (TB Written)	
<b>Reliability</b>	1.5M Hours	
<b>Interface</b>	PCI Express 4.0 x4 electrical	
<b>Operating Temperature</b>	32° to 178° F (0° to 81° C)	
<b>Performance</b>	<b>Sequential Read</b>	6500MB/s*
	<b>Sequential Write</b>	5000MB/s*
	<b>Random Read</b>	800K IOPS*
	<b>Random Write</b>	800K IOPS*
<b>Self-Encrypting Drive Support</b>	OPAL2	

\*Actual performance may vary.

**NOTE:** For storage drives, GB = 1 billion bytes. TB = 1 trillion bytes. Actual formatted capacity is less. Up to 36GB of system disk (for Windows) is reserved for system recovery software.

#### HP Z Turbo Drv 2TB TLC PCIe SED OPAL2 (Z2G9)

<b>Capacity</b>	2TB	
<b>Protocol</b>	PCIe	
<b>Form Factor</b>	M.2 in native Slot on motherboard	
<b>Controller</b>	NVMe	
<b>NAND Type</b>	3D TLC	
<b>Endurance</b>	500TBW (TB Written)	
<b>Reliability</b>	1.5M Hours	
<b>Interface</b>	PCI Express 4.0 x4 electrical	
<b>Operating Temperature</b>	32° to 178° F (0° to 81° C)	
<b>Performance</b>	<b>Sequential Read</b>	6500MB/s*



Technical Specifications - Hard Drives

<b>Sequential Write</b>	5000MB/s*
<b>Random Read</b>	800K IOPS*
<b>Random Write</b>	800K IOPS*
<b>Self-Encrypting Drive Support</b>	OPAL2

\*Actual performance may vary.  
**NOTE:** For storage drives, GB = 1 billion bytes. TB = 1 trillion bytes. Actual formatted capacity is less. Up to 36GB of system disk (for Windows) is reserved for system recovery software.

<b>256GB 2280 PCIe-4x4 Value M.2 SSD</b>	<b>Capacity</b>	256GB	
	<b>Protocol</b>	PCIe	
	<b>Form Factor</b>	M.2 in native Slot on motherboard	
	<b>Controller</b>	NVMe	
	<b>NAND Type</b>	3D TLC	
	<b>Endurance</b>	150TBW (TB Written)	
	<b>Reliability</b>	1.5M Hours	
	<b>Interface</b>	PCI Express 4.0 x4 electrical	
	<b>Operating Temperature</b>	32° to 158° F (0° to 70° C)	
	<b>Performance</b>	<b>Sequential Read</b>	3100MB/s*
		<b>Sequential Write</b>	1400MB/s*
		<b>Random Read</b>	200K IOPS*
		<b>Random Write</b>	400K IOPS*

\*Actual performance may vary.  
**NOTE:** For storage drives, GB = 1 billion bytes. TB = 1 trillion bytes. Actual formatted capacity is less. Up to 36GB of system disk (for Windows) is reserved for system recovery software.

<b>512GB 2280 PCIe-4x4 Value M.2 SSD</b>	<b>Capacity</b>	512GB	
	<b>Protocol</b>	PCIe	
	<b>Form Factor</b>	M.2 in native Slot on motherboard	
	<b>Controller</b>	NVMe	
	<b>NAND Type</b>	3D TLC	
	<b>Endurance</b>	300TBW (TB Written)	
	<b>Reliability</b>	1.5M Hours	
	<b>Interface</b>	PCI Express 4.0 x4 electrical	
	<b>Operating Temperature</b>	32° to 158° F (0° to 70° C)	
	<b>Performance</b>	<b>Sequential Read</b>	3400MB/s*
		<b>Sequential Write</b>	2500MB/s*
		<b>Random Read</b>	380K IOPS*
		<b>Random Write</b>	430K IOPS*

\*Actual performance may vary.  
**NOTE:** For storage drives, GB = 1 billion bytes. TB = 1 trillion bytes. Actual formatted capacity is less. Up to 36GB of system disk (for Windows) is reserved for system recovery software.

<b>1TB 2280 PCIe-4x4 Value M.2 SSD</b>	<b>Capacity</b>	1TB
	<b>Protocol</b>	PCIe
	<b>Form Factor</b>	M.2 in native Slot on motherboard
	<b>Controller</b>	NVMe

Technical Specifications - Hard Drives

NAND Type	3D TLC	
Endurance	400TBW (TB Written)	
Reliability	1.5M Hours	
Interface	PCI Express 4.0 x4 electrical	
Operating Temperature	32° to 158° F (0° to 70° C)	
Performance	Sequential Read	3400MB/s*
	Sequential Write	2500MB/s*
	Random Read	500K IOPS*
	Random Write	440K IOPS*

\*Actual performance may vary.  
**NOTE:** For storage drives, GB = 1 billion bytes. TB = 1 trillion bytes. Actual formatted capacity is less. Up to 36GB of system disk (for Windows) is reserved for system recovery software.

### Technical Specifications - Graphics

#### AMD Radeon™ Pro W6600 8GB Graphics

#### Form Factor Graphics Controller

Single slot, full-height, 9.5" length  
Navi23 architecture  
Power: 122 Watts  
Cooling Solution: Active Fan Heatsink

#### Bus Type Memory

PCI Express 4.0 x8  
8GB GDDR6 Memory  
Memory Bandwidth: 224 GB/s  
Memory Interface: 128 bit

#### Connectors

4x DisplayPort™ 1.4 with DSC  
- HDR Ready  
- Supports Multi-Stream Transport (MST)

#### Max simultaneous displays

@ 60Hz with HDR Enabled  
4x @ 3840x2160px (4K)  
4x @ 5120x2880px (5K)  
1x @ 7680x4320px (8K)

#### Shading Architecture Supported Graphics APIs

DirectX 12 Shader Model 6.5  
DirectX®12 Ultimate  
OpenGL® 4.6  
OpenCL™ 2.1  
Vulkan™ 1.2

#### Available Graphics Drivers

Windows 10 64-bit  
Windows 11 64-bit  
Linux® 64-bit (selected Enterprise distributions)

HP qualified drivers may be preloaded or available from the HP support Web site:  
<http://welcome.hp.com/country/us/en/support.html>

#### AMD Radeon™ Pro W6800 Form Factor 32GB Graphics

#### Graphics Controller

Double slot, full-height, 10.5" length  
Navi21 architecture  
Power: 261 Watts  
Cooling Solution: Active Fan Heatsink

#### Bus Type Memory

PCI Express 4.0 x16  
8GB GDDR6 Memory  
Memory Bandwidth: 512 GB/s  
Memory Interface: 256 bit

#### Connectors

6x Mini-DisplayPort™ 1.4 with DSC  
- HDR Ready  
- Supports Multi-Stream Transport (MST)

#### Max simultaneous displays

@ 60Hz with HDR Enabled  
6x @ 3840x2160px (4K)  
6x @ 5120x2880px (5K)  
2x @ 7680x4320px (8K)

#### Shading Architecture Supported Graphics APIs

DirectX 12 Shader Model 6.5  
DirectX®12 Ultimate  
OpenGL® 4.6  
OpenCL™ 2.1  
Vulkan™ 1.2

### Technical Specifications - Graphics

#### NVIDIA® T400 4GB Graphics

##### Form Factor Graphics Controller

Single Slot, Low Profile (2.7" H x 6.1" L)

Turing architecture  
Max Power: 30 Watts  
Cooling Solution: Active fan heatsink

##### Bus Type

PCI Express 3.0 x16

##### Memory

4GB GDDR6 Memory  
Memory Bandwidth: 80 GB/s  
Memory Interface: 64 bit

##### Connectors

3x mDP (Mini DisplayPort™) 1.4 Connectors

##### Max simultaneous displays

- 3x 3840 x 2160 @ 120Hz  
- 3x 5120 x 2880 @ 60Hz  
- supports Multi-Stream Transport (MST)

##### Shading Architecture

DirectX 12 Shader Model 5.1

##### Supported Graphics APIs

OpenGL 4.6  
DirectX 12  
Vulkan 1.2  
API support includes:  
CUDA, OpenCL 1.2

##### Available Graphics Drivers

Windows 10 64-bit  
Windows 11 64-bit  
Linux® 64-bit (selected Enterprise distributions)

HP qualified drivers may be preloaded or available from the HP support Web site:  
<http://welcome.hp.com/country/us/en/support.html>

#### NVIDIA® T600 4GB Graphics\*

##### Form Factor Graphics Controller

Single Slot, Low Profile (2.7" H x 6.1" L)

Turing architecture  
Max Power: 40 Watts  
Cooling Solution: Active fan heatsink

##### Bus Type

PCI Express 3.0 x16

##### Memory

4GB GDDR6 Memory  
Memory Bandwidth: 160 GB/s  
Memory Interface: 128 bit

##### Connectors

4x mDP (Mini DisplayPort™) 1.4 Connectors

##### Max simultaneous displays

- 4x 3840 x 2160 @ 120Hz  
- 4x 5120 x 2880 @ 60Hz  
- 2x 7680 x 4320 @ 60Hz  
- supports Multi-Stream Transport (MST)

##### Shading Architecture

DirectX 12 Shader Model 5.1

##### Supported Graphics APIs

OpenGL 4.6  
DirectX 12  
Vulkan 1.2  
API support includes:  
CUDA, OpenCL 1.2

##### Available Graphics Drivers

Windows 10 64-bit  
Windows 11 64-bit  
Linux® 64-bit (selected Enterprise distributions)

### Technical Specifications - Graphics

HP qualified drivers may be preloaded or available from the HP support Web site:  
<http://welcome.hp.com/country/us/en/support.html>

\*May go End of Life in late 2022

<b>AMD® Radeon™ RX 6400 4GB Graphics</b>	<b>Form Factor</b>	Single slot, Low Profile (2.8" H x 6.3" L) Weight: 155g
	<b>Graphics Controller</b>	Radeon™ RX 6400 Max Power: 53W Cooling Solution: Active axial fan Architecture: RDNA™ 2
	<b>Bus Type</b>	PCI Express x4 Gen4
	<b>Memory</b>	Size: 4GB GDDR6 Interface: 64-bit Bandwidth: up to 128 GB/s
	<b>Connectors</b>	DP (DisplayPort™) 1.4 + HDMI 2.1
	<b>Max simultaneous displays</b>	- up to 4x 5120 x 2880 x 24 bpp @ 60Hz
	<b>Shading Architecture</b>	Microsoft DirectX 12 Shader Model 5.1
	<b>Supported Graphics APIs</b>	OpenGL® 4.6 DirectX® 12 Ultimate Vulkan™ 1.1 API support includes: OpenCL™ 2.2
	<b>Available Graphics Drivers</b>	Microsoft Windows 10 64-bit, Windows 11 64-bit HP qualified drivers may be preloaded or the latest prosumer graphics drivers are available from the AMD.com
	<b>Notes</b>	This is a Prosumer or Consumer graphics card, and not a Professional graphics card. As such, it does not have formal professional application validation, but is intended per AMD to function properly for game development, real-time engine, and many prosumer application workloads. Customers using Prosumer or Consumer graphic cards with axial fan cooling solutions are likely to experience higher acoustics in comparison with Professional graphic cards that use blower fan cooling.

<b>NVIDIA® T1000 4GB Graphics</b>	<b>Form Factor</b>	Single Slot, Low Profile (2.7" H x 6.1" L)
	<b>Graphics Controller</b>	Turing architecture Max Power: 50 Watts Cooling Solution: Active fan heatsink
	<b>Bus Type</b>	PCI Express 3.0 x16
	<b>Memory</b>	4GB GDDR6 Memory Memory Bandwidth: 160 GB/s Memory Interface: 128 bit
	<b>Connectors</b>	4x mDP (Mini DisplayPort™) 1.4 Connectors

### Technical Specifications - Graphics

<b>Max simultaneous displays</b>	<ul style="list-style-type: none"> <li>- 4x 3840 x 2160 @ 120Hz</li> <li>- 4x 5120 x 2880 @ 60Hz</li> <li>- 2x 7680 x 4320 @ 60Hz</li> <li>- supports Multi-Stream Transport (MST)</li> </ul>
<b>Shading Architecture</b>	DirectX 12 Shader Model 5.1
<b>Supported Graphics APIs</b>	OpenGL 4.6 DirectX 12 Vulkan 1.2 API support includes: CUDA, OpenCL 1.2
<b>Available Graphics Drivers</b>	Windows 10 64-bit Windows 11 64-bit Linux® 64-bit (selected Enterprise distributions)

HP qualified drivers may be preloaded or available from the HP support Web site:  
<http://welcome.hp.com/country/us/en/support.html>

#### NVIDIA® T1000 8GB Graphics

<b>Form Factor</b>	Single Slot, Low Profile (2.7" H x 6.1" L)
<b>Graphics Controller</b>	Turing architecture Max Power: 50 Watts Cooling Solution: Active fan heatsink
<b>Bus Type</b>	PCI Express 3.0 x16
<b>Memory</b>	8GB GDDR6 Memory Memory Bandwidth: 160 GB/s Memory Interface: 128 bit
<b>Connectors</b>	4x mDP (Mini DisplayPort™) 1.4 Connectors
<b>Max simultaneous displays</b>	<ul style="list-style-type: none"> <li>- 4x 3840 x 2160 @ 120Hz</li> <li>- 4x 5120 x 2880 @ 60Hz</li> <li>- 2x 7680 x 4320 @ 60Hz</li> <li>- supports Multi-Stream Transport (MST)</li> </ul>
<b>Shading Architecture</b>	DirectX 12 Shader Model 5.1
<b>Supported Graphics APIs</b>	OpenGL 4.6 DirectX 12 Vulkan 1.2 API support includes: CUDA, OpenCL 1.2
<b>Available Graphics Drivers</b>	Windows 10 64-bit Windows 11 64-bit Linux® 64-bit (selected Enterprise distributions)

HP qualified drivers may be preloaded or available from the HP support Web site:  
<http://welcome.hp.com/country/us/en/support.html>

#### NVIDIA® RTX 2000 Ada

<b>Form Factor</b>	Half Height Dual Slot (2.7" Height x 6.7" Length)
<b>Max Power Consumption</b>	70W

### Technical Specifications - Graphics

<b>GPU Memory</b>	16GB GDDR6 Memory Bandwidth: 224 GB/s Memory Width: 128-bit
<b>Connectors</b>	4x Mini DisplayPort 1.4a
<b>Maximum Resolution</b>	4x 4096 x 2160 @ 120 Hz 4x 5120 x 2880 @ 60 Hz 2x 7680 x 4320 @ 60 Hz
<b>Bus Type</b>	PCI Express 4.0 x8
<b>Available Drivers</b>	Windows 10 Windows 11

#### NVIDIA® RTX™ A2000 12GB Graphics

<b>Form Factor</b>	Low-Profile Double Slot (2.7" H x 6.1" L)
<b>Graphics Controller</b>	Ampere architecture Power: 70 Watts Cooling: Active Fan Heatsink
<b>Bus Type</b>	PCI Express 4.0 x16
<b>Memory</b>	12GB GDDR6 memory Memory Bandwidth: 288 GB/s Memory Interface: 192 bit Support Error-correcting code (ECC)
<b>Connectors</b>	4x mDP (Mini DisplayPort™) 1.4 Connectors
<b>Max simultaneous displays</b>	4x 4096 x 2160 @ 120 Hz, 4x 5120 x 2880 @ 60 Hz 2x 7680 x 4320 @ 60 Hz
<b>Shading Architecture</b>	Shader Model 6.5
<b>Supported Graphics APIs</b>	OpenGL 4.6 DirectX 12 Vulkan 1.2 API support includes: CUDA, OpenCL 1.2
<b>Available Graphics Drivers</b>	Windows 10 64-bit Windows 11 64-bit Linux® 64-bit (selected Enterprise distributions)

HP qualified drivers may be preloaded or available from the HP support Web site:  
<http://welcome.hp.com/country/us/en/support.html>

#### NVIDIA® RTX 4000 Ada

<b>Form Factor</b>	Full-Height Single Slot (4.4" Height x 11.5" Length)
<b>Max Power Consumption</b>	130W
<b>GPU Memory</b>	20GB GDDR6 Memory Bandwidth: 360 GB/s Memory Width: 160-bit
<b>Connectors</b>	4x DisplayPort 1.4a Requires: 1x 16-pin CEM 5 power connector (adapter may be needed)
<b>Maximum Resolution</b>	4x @ 4096 x 2160 @ 120Hz 4x @ 5120 x 2880 @ 60Hz 2x @ 7680 x 4320 @ 60Hz



### Technical Specifications - Graphics

<b>Bus Type</b>	PCI Express 4.0 x16
<b>Available Drivers</b>	Windows 10 Windows 11

#### NVIDIA® RTX™ A4000 16GB Graphics

<b>Form Factor</b>	Full Height Single Slot (9.5" Length)
<b>Graphics Controller</b>	Ampere architecture Power: 140 Watts Cooling: Active Fan Heatsink
<b>Bus Type</b>	PCI Express 4.0 x16
<b>Memory</b>	16GB GDDR6 memory Memory Bandwidth: 448 GB/s Memory Interface: 256 bit Support Error-correcting code (ECC)
<b>Connectors</b>	4x DP 1.4 Connectors
<b>Max simultaneous displays</b>	4x 4096 x 2160 @ 120 Hz, 4x 5120 x 2880 @ 60 Hz, 2x 7680 x 4320 @ 60 Hz
<b>Shading Architecture</b>	Shader Model 6.5
<b>Supported Graphics APIs</b>	OpenGL 4.6 DirectX 12 Vulkan 1.2 API support includes: CUDA, OpenCL 1.2
<b>Available Graphics Drivers</b>	Windows 10 64-bit Windows 11 64-bit Linux® 64-bit (selected Enterprise distributions)
HP qualified drivers may be preloaded or available from the HP support Web site: <a href="http://welcome.hp.com/country/us/en/support.html">http://welcome.hp.com/country/us/en/support.html</a>	

#### NVIDIA® RTX™ A4500 20GB Graphics

<b>Form Factor</b>	Full Height Double Slot (10.5" Length)
<b>Graphics Controller</b>	Ampere architecture Power: 200 Watts Cooling: Active Fan Heatsink
<b>Bus Type</b>	PCI Express 4.0 x16
<b>Memory</b>	20GB GDDR6 memory Memory Bandwidth: 640 GB/s Memory Interface: 320 bit Support Error-correcting code (ECC)
<b>Connectors</b>	4x DP 1.4 Connectors
<b>Max simultaneous displays</b>	4x 4096 x 2160 @ 120 Hz, 4x 5120 x 2880 @ 60 Hz, 2x 7680 x 4320 @ 60 Hz
<b>Shading Architecture</b>	Shader Model 6.5
<b>Supported Graphics APIs</b>	OpenGL 4.6 DirectX 12 Vulkan 1.2

### Technical Specifications - Graphics

#### Available Graphics Drivers

API support includes:  
CUDA, OpenCL 1.2

Windows 10 64-bit  
Windows 11 64-bit  
Linux® 64-bit (selected Enterprise distributions)

HP qualified drivers may be preloaded or available from the HP support Web site:

<http://welcome.hp.com/country/us/en/support.html>

#### NVIDIA® RTX™ A5000 24GB Graphics

##### Form Factor

Full Height Double Slot (10.5" Length)

##### Graphics Controller

Ampere architecture  
Power: 230 Watts  
Cooling: Active Fan Heatsink

##### Bus Type

PCI Express 4.0 x16

##### Memory

24GB GDDR6 memory  
Memory Bandwidth: 768 GB/s  
Memory Interface: 384 bit  
Support Error-correcting code (ECC)

##### Connectors

4x DP 1.4 Connectors

##### Max simultaneous displays

4x 4096 x 2160 @ 120 Hz,  
4x 5120 x 2880 @ 60 Hz,  
2x 7680 x 4320 @ 60 Hz

##### Shading Architecture

Shader Model 6.5

##### Supported Graphics APIs

OpenGL 4.6  
DirectX 12  
Vulkan 1.2  
API support includes:  
CUDA, OpenCL 1.2

#### Available Graphics Drivers

Windows 10 64-bit  
Windows 11 64-bit  
Linux® 64-bit (selected Enterprise distributions)

HP qualified drivers may be preloaded or available from the HP support Web site:

<http://welcome.hp.com/country/us/en/support.html>

#### AMD® Radeon™ Pro W7600 8GB

##### Form Factor

Full-Height Single Slot (4.38" "eight x 9.5" "ength)

##### Max Power Consumption

130W

##### GPU Memory

8GB GDDR6  
Memory Bandwidth: 288 GB/s  
Memory Width: 128-bit

##### Connectors

4x DP 2.1  
Requires : 1x 6-pin PCIe Aux Power

##### Maximum Resolution

4x @ 3840x2160 (4K)  
4x @ 5120x2880 (5K)  
2x @ 7680x4320 (8K)

##### Bus Type

PCI Express 4.0 x8

### Technical Specifications - Graphics

<b>AMD Radeon™ Pro W7500 8GB</b>	<b>Available Graphics Drivers</b>	Windows 10 Windows 11
	<b>Form Factor</b>	Full-Height Single Slot (4.38" "eight x 8.5" "ength)
	<b>Max Power Consumption</b>	70W
	<b>GPU Memory</b>	8 GB GDDR6 Memory Bandwidth: 173 GB/s Memory Width: 128-bit
	<b>Connectors</b>	4x DP 2.1
	<b>Maximum Resolution</b>	4x @ 3840x2160 (4K) 4x @ 5120x2880 (5K) 2x @ 7680x4320 (8K)
	<b>Bus Type</b>	PCI Express 4.0 x8
	<b>Available Graphics Drivers</b>	Windows 10 Windows 11
	<b>Form Factor</b>	Dual slot, Full Length (254mm L x 38mm W x 108.65mm H)
	<b>Graphics Controller</b>	AMD Radeon™ RX 6700 XT Graphics GPU: 2560 Navi2 Stream Processors Memory: 12GB GDDR6 Power: 230 Watts, Standard graphics 8pin + 6pin auxiliary power Cooling: Active, Dual Axial fan
<b>AMD Radeon™ RX 6700 XT</b>	<b>Bus Type</b>	PCI Express 4.0 x16
	<b>Connectors</b>	3DP 1.4 + HDMI 2.1 Outputs
	<b>Maximum Resolution</b>	DisplayPort™ 1.4 with DSC: - up to 4x 5210 x 3200 x 24 bpp @ 60Hz, uncompressed - up to 7680 x 4320, compressed Display Outputs 3 DP + 1 HDMI
	<b>Shading Architecture</b>	Microsoft DirectX 12 Shader Model 6.1
	<b>Supported Graphics APIs</b>	OpenGL 4.6 DirectX 12 Feature Level 12_1 Vulkan 1.1 OpenCL 2.2
	<b>Available Graphics Drivers</b>	Windows 11 Linux® 64-bit (selected distributions) Typically, latest drivers will be available from amd.com

**Notes:** This is a Prosumer or Consumer graphics card, and not a Professional graphics card. As such, it does not have formal professional application validation, but is intended per AMD to function properly for game development, real-time engine, and many prosumer application workloads. Customers using Prosumer or Consumer graphic cards are likely to experience higher acoustics in comparison with Professional graphic cards. The higher acoustics observed with non-professional graphics is expected, as HP Workstations' designs do not have control in this area.

<b>HP 9.5mm Slim DVD Writer</b>	<b>Description</b>	9.5mm height, tray-load
	<b>Mounting Orientation</b>	Either horizontal or vertical
	<b>Interface Type</b>	SATA/ATAPI
	<b>Dimensions (WxHxD)</b>	128 x 9.5 x 127mm
	<b>Supported Media Types</b>	DVD+R DVD+RW

### Technical Specifications - Graphics

	DVD+R DL DVD-R DL DVD-R DVD-RW CD-R CD-RW	
<b>Disc Capacity</b>	<b>DVD-ROM</b>	8.5 GB DL or 4.7 GB standard
<b>Access Times</b>	<b>Full Stroke DVD</b>	< 200 ms (seek)
	<b>Full Stroke CD</b>	< 200 ms (seek)
<b>Maximum Data Transfer Rates</b>	<b>CD ROM Read</b>	CD-ROM, CD-R Up to 24X CD-RW Up to 24X
	<b>DVD ROM Read</b>	DVD+RW Up to 8X DVD-RW Up to 8X DVD+R DL Up to 8X DVD-R DL Up to 8X DVD-ROM Up to 8X DVD-ROM DL Up to 8X DVD+R Up to 8X DVD-R Up to 8X
<b>Power</b>	<b>Source</b>	SATA DC power receptacle
	<b>DC Power Requirements</b>	5 VDC $\pm$ 5%-100 mV ripple p-p
	<b>DC Current</b>	5 VDC -< 800 mA typical, <1600 mA maximum
<b>Operating Environmental</b> (all conditions non-condensing)	<b>Temperature</b>	41° to 122° F (5° to 50° C)
	<b>Relative Humidity</b>	10% to 80%
	<b>Maximum Wet Bulb Temperature</b>	84° F (29° C)
<b>Operating Systems Supported</b>	Windows 11, Windows 10, Windows 7 Professional 64-bit, Windows Vista Business 64*, Windows 2000. Linux®.	
<b>Kit Contents</b>	HP SATA DVD Writer drive, installation guide.	
<b>Approvals</b>	USB-IF, WHQL, Compliant with USB Mass Storage Class Bulk only Transport Specification Rev. 1.0, Compliant Intel Front Panel I/O Connectivity Design Guide V. 1.3, FCC, CE, BSMI, C-Tick, VCCI, MIC, cUL, TUVT	

**NOTE:** Actual speeds may vary. No support for DVD-RAM (DVD Writer). Does not permit copying of commercially available DVD movies or other copyright protected materials. Intended for creation and storage of your original material and other lawful uses. Double Layer discs can store more data than single layer discs. However, double-layer discs burned with this drive may not be compatible with many existing single-layer DVD drives and players.

<b>HP 9.5mm Slim DVD-ROM Drive</b>	<b>Description</b>	9.5mm height, tray-load
	<b>Mounting Orientation</b>	Either horizontal or vertical
	<b>Interface Type</b>	SATA / ATAPI
	<b>Dimensions (WxHxD)</b>	128 x 9.5 x 127mm
	<b>Disc Capacity</b>	<b>DVD-ROM</b> Single layer: Up to 4.7 GB Double layer: Up to 8.5 GB

### Technical Specifications - Graphics

<b>Access Times</b>	<b>DVD-ROM Single Layer</b>	< 110 ms (typical)
	<b>CD-ROM Mode 1</b>	< 110 ms (typical)
	<b>Full Stroke DVD</b>	< 230 ms (typical)
	<b>Full Stroke CD</b>	< 220 ms (typical)
<b>Power</b>	<b>Source</b>	SATA DC power receptacle
	<b>DC Power Requirements</b>	5 VDC $\pm$ 5%-100 mV ripple p-p
	<b>DC Current</b>	5 VDC – <800mA typical, < 1600 mA maximum
<b>Operating Environmental</b> (all conditions non-condensing)	<b>Temperature</b>	41° to 122° F (5° to 50° C)
	<b>Relative Humidity</b>	10% to 80%
	<b>Maximum Wet Bulb Temperature</b>	84° F (29° C)
<b>Operating Systems Supported</b>	Windows 11, Windows 10, Windows 7 Professional 64-bit,	
	Windows Vista Business 64*, Windows 2000. Linux®.	
<b>Kit Contents</b>	9.5mm Slim DVD-ROM Drive, slim SATA data/power cable, installation guide	
<b>Approvals</b>	USB-IF, WHQL, Compliant with USB Mass Storage Class Bulk only Transport Specification Rev. 1.0, Compliant Intel Front Panel I/O Connectivity Design Guide V. 1.3, FCC, CE, BSMI, C-Tick, VCCI, MIC, cUL, TUVT	

**NOTE:** Actual speeds may vary. No support for DVD-RAM (DVD Writer). Does not permit copying of commercially available DVD movies or other copyright protected materials. Intended for creation and storage of your original material and other lawful uses. Double Layer discs can store more data than single layer discs. However, double-layer discs burned with this drive may not be compatible with many existing single-layer DVD drives and players.

<b>HP SD Media Card Reader</b>	<b>Description</b>	USB3.0-SD4.0 <b>NOTE:</b> actual throughput is USB2.0.
	<b>Interface Type</b>	<ul style="list-style-type: none"> <li>• Support USB 2.0 LPM function</li> <li>• Support USB 3.0 U1/U2/U3 Power saving mode</li> <li>• Support USB 3.0 LTM function.</li> </ul>
	<b>Dimensions (WxHxD)</b>	Dedicated slot in front bezel (orderable option)
<b>Supported Media Types</b>		<ol style="list-style-type: none"> <li>Secure Digital Card (SD)</li> <li>Secure Digital Support up to 2TB</li> <li>Secure Digital HC (SDHC)</li> <li>Secure Digital XC (SDXC)</li> <li>Support SD UHS50 mode</li> <li>miniSD *1</li> <li>miniSDHC*1</li> <li>MicroSD*1</li> <li>MicroSDHC*1</li> <li>MicroSDXC*1</li> </ol>

**Note:** “\*1” means Adapter Needed

### Technical Specifications - Graphics

#### **Operating Systems Supported**

No driver is required for this device. Native support is provided by the operating system.

Not all features are available in all editions or versions of Windows. Systems may require upgraded and/or separately purchased hardware, drivers, software or BIOS update to take full advantage of Windows functionality. Windows 10 is automatically updated, which is always enabled. ISP fees may apply and additional requirements may apply over time for updates. See <http://www.microsoft.com>.

See <http://www.microsoft.com/windows/windows-7/> for details.

### Technical Specifications - Networking and Communications

<b>Integrated Intel® I219LM PCIe GbE Controller (Intel® vPro® with Intel® AMT 16.0<sup>1</sup>)</b>	<b>Connector</b>	RJ-45
	<b>Cabling</b>	Twisted pair up to 100m
	<b>Controller</b>	Intel® I219LM GbE platform LAN connect networking controller
	<b>Memory</b>	3 KB Tx and 3KB Rx FIFO packet buffer memory
	<b>Data Rates Supported</b>	10/100/1000 Mbps
	<b>Compliance</b>	802.1as/1588, 802.1p, 802.1Q, 802.3, 802.3ab, 802.3az, 802.3i, 802.3u, 802.3z
	<b>Bus Architecture</b>	PCI Express and SMBus
	<b>Data Transfer Mode</b>	PCIe-based interface for active state operation (S0 state) and SMBus for host and management traffic (Sx low power state)
	<b>Power Requirement</b>	Requires 3.3V (integrated regulators for core Vdc)
	<b>Boot ROM Support</b>	Yes
	<b>Network Transfer Mode</b>	Full-duplex; Half-duplex
	<b>Network Transfer Rate</b>	10BASE-T (half-duplex) 10 Mbps 10BASE-T (full-duplex) 20 Mbps 100BASE-TX (half-duplex) 100 Mbps 100BASE-TX (full-duplex) 200 Mbps 1000BASE-T (full-duplex) 2000 Mbps
	<b>Management Capabilities</b>	vPro®, WOL, auto MDI crossover, PXE, Multi-port teaming, RSS, ACPI, Advanced cable diagnostic, loopback modes, AMT 16.0 support, Circuit Breaker, VLAN, Multicast Listener Discovery (MLD)

<sup>1</sup>Requires activation and a system with a corporate network connection, an Intel® AMT enabled chipset, and network hardware and software. For notebooks, Intel AMT may be unavailable or limited over a host OS-based VPN, when connecting wirelessly, on battery power, sleeping, hibernating, or powered off. Results dependent upon hardware, setup, and configuration. For more information, visit: <https://www.intel.com/content/www/us/en/architecture-and-technology/intel-active-management-technology.html>

<b>HP 1-Port 1GbE Flex IO NIC</b>	<b>Connector</b>	RJ-45
	<b>Cabling</b>	1GbE over Category 5e (or better) up to 100m
	<b>Controller</b>	Realtek RTL8153
	<b>Data Rates Supported</b>	10/100/1000 Mbps
	<b>Compliance</b>	802.3 (LAN) 802.3u (100BASE-TX) 802.3ab (1000BASE-T) 802.3x (Ethernet Flow Control) 802.1Q (Virtual LAN) 802.3az (Energy Efficient Ethernet)
	<b>Bus Architecture</b>	USB
	<b>Power Requirement</b>	Requires 3.3V (integrated regulators for core Vdc)
	<b>Boot ROM Support</b>	Yes
	<b>Network Transfer Mode</b>	Full-duplex; Half-duplex
	<b>Network Transfer Rate</b>	10BASE-T (half-duplex) 10 Mbps 10BASE-T (full-duplex) 20 Mbps 100BASE-TX (half-duplex) 100 Mbps



### Technical Specifications - Networking and Communications

	100BASE-TX (full-duplex) 200 Mbps 1000BASE-T (full-duplex) 2000 Mbps
<b>Operating Temperature</b>	32° to 131° F (0° to 55° C)
<b>Dimensions (HxW)</b>	1.5 in x 1.5 in. x 0.75 in (3.81 cm x 3.81 cm x 1.9 cm)
<b>Operating System Driver Support</b>	Windows 11 64-bit Windows 10 64-bit Linux®

#### Intel® X550-T2 2-Port 10GbE NIC

<b>Connector</b>	Dual-port RJ-45
<b>Cabling</b>	10GbE: Cat6a (or better) up to 100m 5GbE and below: Cat5e (or better) up to 100m
<b>Controller</b>	Intel® Ethernet Controller X550
<b>Network Transfer Rates Supported</b>	10GbE, 5GbE, 2.5GbE, 1GbE, 100MbE
<b>Data Path Width</b>	PCIe Gen3x4
<b>Power Requirement</b>	11.2W (typical) 13.0 (Maximum)
<b>Operating Temperature</b>	32° to 131° F (0° to 55° C)
<b>Dimensions (HxW)</b>	5.1 x 2.7 in (without brackets)
<b>Operating System Driver Support</b>	Windows 11 64-Bit Windows 10 64-bit Linux®
<b>Kit Contents</b>	<ul style="list-style-type: none"> <li>• Intel® X550-T2 2-Port 10GbE NIC with standard height bracket attached</li> <li>• Low-profile bracket</li> <li>• Product Literature</li> </ul>

#### NVIDIA Mellanox ConnectX-6 DX Dual Port 10/25GbE SFP28 NIC

<b>Connector</b>	Dual-port SFP28
<b>Cabling</b>	Transceiver with Multi-Mode Fiber OM3 or OM4)
<b>Controller</b>	ConnectX-6 Dx
<b>Network Transfer Rates Supported</b>	1/10/25 GbE
<b>Data Path Width</b>	PCIe Gen4x8
<b>Power Requirement</b>	19.74W Maximum power available through SFP28 port: 2.5W (each port)
<b>Operating Temperature</b>	32° to 131° F (0° to 55° C)
<b>Dimensions (HxW)</b>	6.22in. x 2.67in (158mm x 68mm)
<b>Operating System Driver</b>	Windows 11 64-Bit Windows 10 64-bit Linux®
<b>Kit Contents</b>	<ul style="list-style-type: none"> <li>• NVIDIA Mellanox ConnectX-6 SFP28 25GbE NIC with standard height bracket attached</li> <li>• Low-profile bracket</li> <li>• Product Literature</li> </ul>

**NOTE:** The NVIDIA Mellanox ConnectX-6 DX network adapter requires either a PCIeG4 x4 or PCIeG4 x8 slot (electrical connection) to have full performance with two 25GbE SFP28 transceivers installed in the network adapter. When the network adapter is installed in a PCIeG3 x4 slot, the performance will

### Technical Specifications - Networking and Communications

be limited when installing two 25GbE SFP28 transceivers or installing a 25GbE SFP28 transceiver plus a 10GbE SFP+ transceiver

<b>Intel® I350-T4 4-Port 1GbE NIC</b>	<b>Connector</b>	4 RJ-45
	<b>Cabling</b>	Cat5e (or better) up to 100m
	<b>Controller</b>	Intel® Ethernet I350 Controller
	<b>Network Transfer Rates Supported</b>	1GbE, 100MbE, 10MbE
	<b>Data Path Width</b>	PCIe Gen2.1x4
	<b>Power Requirement</b>	5W (typical)
	<b>Operating Temperature</b>	32° to 131° F (0° to 55° C)
	<b>Dimensions (HxW)</b>	2.75 x 5.5 inches (without brackets)
	<b>Operating System Driver Support</b>	Windows 11 Windows 10 Linux®
	<b>Kit Contents</b>	<ul style="list-style-type: none"> <li>Intel® I350-T4 4-Port 1GbE NIC with standard height bracket attached</li> <li>Low-profile bracket</li> <li>Product Literature</li> </ul>

<b>HP Flex 1GbE Fiber LC Single Port</b>	<b>Connector</b>	Fiber
	<b>Cabling</b>	1GbE over Category OM1 (or better) up to 100m
	<b>Controller</b>	Microchip LAN7801
	<b>Data Rates Supported</b>	100/1000 Mbps
	<b>Compliance</b>	IEEE 802.1p priority encoding/tagging (QoS, CoS) IEEE 802.1q VLAN tagging IEEE 802.3x flow control
	<b>Bus Architecture</b>	USB
	<b>Power Requirement</b>	Requires 3.3V (integrated regulators for core Vdc)
	<b>Boot ROM Support</b>	Yes
	<b>Network Transfer Mode</b>	Full-duplex; Half-duplex
	<b>Network Transfer Rate</b>	100BASE-X (half-duplex) 100 Mbps 1000BASE-X (half-duplex) 1000 Mbps 1000BASE-X (full-duplex) 2000 Mbps
	<b>Operating Temperature</b>	32° to 158° F (0°C to 70°C)
	<b>calvin</b>	1.5 in x 1.7 in. x 0.75 in (3.84 cm x 4.3 cm x 1.9 cm)
	<b>Operating System Driver Support</b>	Windows 11 64-Bit Windows 10 64-bit Linux®

<b>Intel® I225-T1 1-Port 2.5GbE NIC</b>	<b>Connector</b>	RJ-45
	<b>Cabling</b>	Cat5e (or better) up to 85m
	<b>Controller</b>	Intel® Ethernet I225 Controller
	<b>Network Transfer Rates Supported</b>	2.5GbE, 1GbE, 100MbE, 10MbE

### Technical Specifications - Networking and Communications

<b>Data Path Width</b>	PCIe Gen3.1x1
<b>Power Requirement</b>	1.9W (typical)
<b>Operating Temperature</b>	32° to 158° F (0°C to 70°C)
<b>Dimensions (HxW)</b>	2.7 in x 2.57 in. (68.7mm x 65.3mm)
<b>Operating System Driver</b>	Windows 11 64-Bit Windows 10 64-bit Linux®
<b>Kit Contents</b>	<ul style="list-style-type: none"> <li>• Intel® I225-T1 1-Port 2.5GbE NIC with standard height bracket attached</li> <li>• Low-profile bracket</li> <li>• Product Literature</li> </ul>

#### Intel® Wi-Fi 6E\* AX211 802.11ax, BT 5.3, M.2 With Internal Antenna

<b>WLAN Standards</b>	802.11abgn+acR2+axR2(Pre-Standard) MIMO 2x2 High performance, low power dual band Pre-Standard-802.11ax R2 2x2, both with 160MHz channel support – Wi-Fi 6E
<b>Antenna</b>	2x2 Dual-Band (internal)
<b>Bluetooth Standards</b>	5.2
<b>Operating Temperature</b>	32° to 176° F (0° to 80° C)
<b>Interface</b>	M.2 CNVio2
<b>Dimensions</b>	M.2 2230
<b>Kit Contents</b>	Not Available

**NOTE:** The AX211 with internal antenna only support WIFI 6

\*Wi-Fi 6E requires a Wi-Fi 6E router, sold separately, to function in the 6GHz band. Availability of public wireless access points limited. Wi-Fi 6E is backwards compatible with prior 802.11 specs. And available in countries where Wi-Fi 6E is supported.

#### Intel® Wi-Fi 6E\* AX211 802.11ax, BT 5.3, M.2 With External Antenna

<b>WLAN Standards</b>	802.11abgn+acR2+axR2(Pre-Standard) MIMO 2x2 High performance, low power dual band Pre-Standard-802.11ax R2 2x2, both with 160MHz channel support – Wi-Fi 6E
<b>Antenna</b>	2x2 Dual-Band (External)
<b>Bluetooth Standards</b>	5.2
<b>Operating Temperature</b>	32° to 176° F (0° to 80° C)
<b>Interface</b>	M.2 CNVio2
<b>Dimensions</b>	M.2 2230
<b>Kit Contents</b>	ANTENNA, External, Dipole, WLAN, WIFI 6E

**NOTE:** The AX211 with external antenna support WIFI 6E

\*Wi-Fi 6E requires a Wi-Fi 6E router, sold separately, to function in the 6GHz band. Availability of public wireless access points limited. Wi-Fi 6E is backwards compatible with prior 802.11 specs. And available in countries where Wi-Fi 6E is supported.

#### Intel® Wi-Fi 7 BE200

<b>WLAN Standards</b>	802.11abgn+acR2+axR2+be+dehikrv
<b>Antenna</b>	2x2 Dual-Band (External)
<b>Bluetooth Standards</b>	5.4
<b>Operating Temperature</b>	32° to 176° F (0° to 80° C)
<b>Interface</b>	M.2: PCIe, USB
<b>Dimensions</b>	M.2 2230
<b>Kit Contents</b>	ANTENNA, External, Dipole, WLAN, WIFI 7

Technical Specifications - Networking and Communications

**NOTE:** Not available with 12th Gen Intel ADL processors; Wireless access point and Internet service required and sold separately. Availability of public wireless access points limited. Wi-Fi 7 (802.11BE) functionality requires Windows 11 24H2, select Intel® processor, and a Wi-Fi 7 router, sold separately. Wi-Fi 7 is backwards compatible with prior 802.11 specs. Available in countries where Wi-Fi 7 is supported.

<b>Intel® Wi-Fi 7 BE200 802.11be, BT 5.4, M.2 With Internal Antenna</b>	<b>WLAN Standards</b>	802.11 a/b/g/n/ac/axR2/be MIMO 2x2 High performance, low power dual band 802.11be 2x2, Both 320MHz/160MHz Channel support - Wi-Fi 6E/7
	<b>Antenna</b>	2x2 Dual-Band (internal)
	<b>Bluetooth Standards</b>	5.4
	<b>Operating Temperature</b>	32° to 176° F (0° to 80° C)
	<b>Interface</b>	M.2: PCIe
	<b>Dimensions</b>	M.2 2230
	<b>Kit Contents</b>	Not Available
	<b>NOTE:</b> Not available with 12th/13th Gen Intel ADL/RPL processors The BE200 with internal antenna only supports Wi-Fi 6	


<b>Intel® Wi-Fi 7 BE200 802.11be, BT 5.4, M.2 With External Antenna</b>	<b>WLAN Standards</b>	802.11 a/b/g/n/ac/axR2/be MIMO 2x2 High performance, low power dual band 802.11be 2x2, Both 320MHz/160MHz Channel support - Wi-Fi 6E/7
	<b>Antenna</b>	2x2 Dual-Band (External)
	<b>Bluetooth Standards</b>	5.4
	<b>Operating Temperature</b>	32° to 176° F (0° to 80° C)
	<b>Interface</b>	M.2: PCIe
	<b>Dimensions</b>	M.2 2230
	<b>Kit Contents</b>	ANTENNA, External, Dipole, WLAN, Wi-Fi 7
	<b>NOTE:</b> Not available with 12th/13th Gen Intel ADL/RPL processors; Wireless access point and Internet service required and sold separately. Availability of public wireless access points limited. Wi-Fi 7 (802.11BE) functionality requires Windows 11 24H2, select Intel® 14th processor, and a Wi-Fi 7 router, sold separately. Wi-Fi 7 is backwards compatible with prior 802.11 specs. Available in countries where Wi-Fi 7 is supported.	

Palletization

Ocean Shipping uses a 20' x 40' x 40' (490mm x 295mm x 518mm) container with 4 layers; 2x4=8 pieces per layer for a total of 32 pieces per pallet  
Air shipping uses 490mm x 295mm x 518mm carton with 2 layers; 2x4=8 pieces per layer for a total of 16 pieces per pallet.

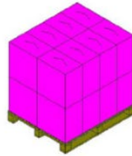
### Technical Specifications - Networking and Communications

Ocean Shipping  
20' & 40' G & 40' H Container



Carton: 430\*235\*516 mm  
2\*4 = 8 pcs/layer  
8\*4 layer = 32 pcs/pallet

Air Shipping



Carton: 430\*235\*516 mm  
2\*4 = 8 pcs/layer  
8\*2 layer = 16 pcs/pallet

Container Loading

20' CONTAINER



For Sea ship: 10\*32 pcs/cube=320 pcs/20' Container

40'G CONTAINER



For Sea ship: 21\*32 pcs/cube=672 pcs/40'G Container

40'H CONTAINER



For Sea ship: 21\*32 pcs/cube=672 pcs/40'H Container

Date of change:	Version History:		Description of change:
March 8, 2022	From v1 to v2	Changed	Format
March 16, 2022	From v2 to v3	Changed	Social and Environmental Responsibility section
May 6, 2022	From v3 to v4	Changed	Processors, Graphics, Networking and Communications sections
June 1, 2022	From v4 to v5	Changed	Operating Systems and SATA Hard Drives sections
June 15, 2022	From v5 to v6	Changed	Networking and Communications section
July 1, 2022	From v6 to v7	Changed	Graphics section
July 8, 2022	From v7 to v8	Changed	System Board section
August 1, 2022	From v8 to v9	Changed	SATA Hard Drives, Other Hardware sections
August 4, 2022	From v9 to v10	Changed	Format
September 1, 2022	From v10 to v11	Changed	Storage / Hard Drives, Graphics, Optical and Removable Storage Networking and Communications sections
October 1, 2022	From v11 to v12	Changed	Graphics, Networking and Communications sections
November 1, 2022	From v12 to v13	Changed	Graphics Adapters section
February 6, 2023	From v13 to v14	Changed	Processors section
March 1, 2023	From v14 to v15	Changed	Manageability section
March 30, 2023	From v15 to v16	Changed	Processors section
April 25, 2023	From v16 to v17	Changed	Power Supply, Social and Environmental Responsibility sections
May 1, 2023	From v17 to v18	Changed	Other Hardware section
June 1, 2023	From v18 to v19	Changed	Graphics, Social and Environmental Responsibility, Palletization sections
July 1, 2023	From v19 to v20	Changed	Networking and Communications, Other Hardware, HP BIOS sections
July 5, 2023	From v20 to v21	Changed	System Board section
August 1, 2023	From v21 to v22	Changed	Social and Environmental Responsibility section
August 1, 2023	From v22 to v23	Changed	ENVIRONMENTAL DATA section
September 15, 2023	From v23 to v24	Changed	Networking and Communications
October 1, 2023	From v24 to v25	Changed	Graphics, Input Devices sections
November 1, 2023	From v25 to v26	Changed	Graphics, Input Devices sections
December 1, 2023	From v26 to v27	Changed	Graphics, Other Hardware, Social and Environmental Responsibility sections
December 11, 2023	From v27 to v28	Changed	Optical and Removable Storage section
December 21, 2023	From v28 to v29	Changed	Graphics section
February 1, 2024	From v29 to v30	Changed	Social and Environmental Responsibility section
March 1, 2024	From v30 to v31	Changed	Graphics, System Configurations, Declared Noise Emissions and Networking and Communications sections
March 12, 2024	From v31 to v32	Changed	Processors section
April 1, 2024	From v32 to v33	Changed	Graphics and Other Hardware sections

### Technical Specifications - Networking and Communications

May 1, 2024	From v33 to v34	Changed	Graphics, Social and Environmental Responsibility sections
June 1, 2024	From v34 to v35	Changed	Storage section
July 1, 2024	From v35 to v36	Changed	Graphics, Memory, Networking and Communications sections
July 18, 2024	From v36 to v37	Changed	Software section
August 1, 2024	From v37 to v38	Changed	Graphics, Memory sections
August 1, 2024	From v38 to v39	Changed	Graphics section
September 24, 2024	From v39 to v40	Changed	Humidity, HP SD Media Card Reader sections
October 8, 2024	From v40 to v41	Changed	Format
October 31, 2024	From v41 to v42	Changed	Memory section
November 21, 2024	From v42 to v43	Changed	Format
January 2, 2025	From v43 to v44	Changed	Networking and Communications
May 8, 2025	From v44 to v45	Changed	Graphics section
June 1, 2025	From v45 to v46	Changed	Optical and Removable Storage section
June 9, 2025	From v46 to v47	Changed	Operating Systems, Optical and Removable Storage sections
September 1, 2025	From v47 to v48	Changed	Storage, Graphics Adapters, Optical and Removable Storage, Input Devices, Other Hardware sections

© 2025 HP Development Company, L.P. The information contained herein is subject to change without notice. The only warranties for HP products and services are set forth in the express warranty statements accompanying such products and services. Nothing herein should be construed as constituting an additional warranty. HP shall not be liable for technical or editorial errors or omissions contained herein. Intel, Intel Core, Xeon, Pentium, Thunderbolt and vPro are trademarks of Intel Corporation in the U.S. and other countries. Microsoft and Windows are either registered trademarks or trademarks of Microsoft Corporation in the United States and/or other countries. AMD is a trademark of Advanced Micro Devices, Inc. ENERGY STAR® is a registered trademark owned by the U.S. government. Linux® is the registered trademark of Linus Torvalds in the U.S. and other countries. NVIDIA, NVS and Quadro and the NVIDIA logo are trademarks and/or registered trademarks of NVIDIA Corporation in the U.S. and other countries. Red Hat® is a registered trademark of Red Hat, Inc. in the United States and other countries. SD is a trademark or registered trademark of SD-3C in the United States, other countries or both. Bluetooth is a trademark of its proprietor used by HP Inc. under license.